






OFFICE FURNITURE



SUPPORTING HOWEVER & **WHEREVER** YOU WORK

01 882 2022 | [SALES@CODEXLTD.COM](mailto:SALES@CODEXLTD.COM) | [WWW.CODEX.IE](http://WWW.CODEX.IE)





## ABOUT CODEX

---

Codex provides B2B office fit-out solutions to businesses across Ireland – from Dublin to Cork and Limerick to Galway. With extensive experience and a carefully curated selection of products, we possess the expertise to create the perfect office environment for your organisation.

Our furniture range includes highly sought-after pieces for their creative design, exceptional quality, and incredible value. The entire selection of our office furniture offers a compelling aesthetic choice that aligns with industry demands.

Ensuring your office functions seamlessly for you and your team fosters the right culture and provides a productive workflow. With a wealth of experience in office design, interior fit outs, and creating unique workspaces, our experts are dedicated to defining your office needs, optimising your space efficiently, and crafting a design that meets all your requirements and embodies your brand.

- 30+ years' industry experience
- Ergonomic Assessments
- 250+ fit out projects
- 2,800+ products



# OUR SUSTAINABILITY ACCREDITATIONS

---

## PRESERVING OUR EMERALD ISLES

At Codex, we acknowledge the profound responsibility as a leading B2B office solutions provider, dedicating ourselves to sustainability and ethical business practices. We understand and recognise our activities' environmental and social impacts and constantly seek to improve across all business areas. Working together, we are responsible for sourcing ethical products and finding more sustainable ways to deliver them to our customers.

- ▶ 2,800 products
- ▶ 89% customer satisfaction
- ▶ 6+ accreditations
- ▶ 2 electric vehicles in our delivery fleet



## OUR TEAM

---

At Codex, we have the resources to offer our customers full design support on all ongoing projects. Our team is made up of experts in design and office furniture products. With over 30 years' experience their knowledge and understanding of what is required to fulfill a furniture fit out project is second to none.

Our in-house logistics team are on hand to take care of coordinating all of the details for your office furniture project or fit-out. No delivery and install is too big or small for this team, who work hard to ensure an excellent customer experience on all projects. They have completed small install jobs, all the way up to larger and complex projects with over 13,000 individual pieces.

“

In our dealings with Codex, we found them to be extremely efficient and knowledgeable. The quality of furniture was excellent and their installation service, including the removal of all packaging, was brilliant and everything went very smoothly. We would have no hesitation in recommending Codex to any business embarking on an office refurbishment.

MORGAN BURKE  
Chief Operating Officer, Stream BioEnergy



# CONTENTS

---

## DESKING 07

Komo  
Ashford  
C-Sense  
LEAP  
Zoom  
RoundE  
Accessories  
Monitor Arms  
Desk Converters

## STORAGE 41

Moda Pedestals  
Kito Storage

## SCREENS 51

Ciunas Screens

## MEETING TABLES 55

Kito Meeting  
Switch Meeting  
Morph  
Kontrax

## SEATING 65

OV Operator  
OA Task  
OA Mesh  
Lira  
OB Series  
OE Series  
OE24HR Series  
OZ Series  
Positura  
Andy  
NV  
NV Vinyl  
NV Mesh  
X.22  
X.77  
X.44  
X.11  
Sestri  
Evolute  
LightUp  
Xenon  
OQ Series  
OI Series  
Sandy  
OL6 Series  
Cube  
Y.88

## FINISHES 98

## SUSTAINABILITY 100

Plant-a-Tree Initiative

## CERTIFICATION 102

Global Green Tag  
Recolight



A modern office interior with a high ceiling, exposed concrete beams, and a grid of long, horizontal light fixtures. Large windows on the right side provide natural light. In the foreground, there are white, curved modular sofas and a small round table. In the background, there are desks with computer monitors and ergonomic chairs. The overall aesthetic is clean, minimalist, and industrial.

# DESKING

---





# Komo desking

Komo is a highly flexible system with integrated cable management hidden neatly in its legs.

Metal to metal fixings allow for simple re-configuration, while elegantly curved tops complete with pearl nickel aluminium portals add that all important finishing touch.

## 25 mm MFC TOPS



BE  
Beech

UO  
Urban Oak

WH  
White

## FRAME FINISHES



SLV  
Silver

WH-T  
White

BLK  
Black







Komo straight desk

800d x 725h mm

Widths mm 1200, 1400, 1600, 1800

Frame Finishes Silver, White, Black



Komo corner desk

1600/600w x 1200/800d x 725hmm

Frame Finishes Silver, White

Options Left or right hand



Komo corner desk with ped

1600/600w x 1600/800w x 725hmm

Frame Finishes Silver, White, Black

Options Left or right hand



# Ashford desking

Ashford combines looks and practicality with outstanding durability at an affordable price.

Ashford Metal legs are manufactured from 16gauge steel, powder coated in silver. All desk tops and panel legs are constructed from E1 grade heat and scratch resistant 25 mm melamine panels. Ashford Home Office is a compact desk ideal for a small or home office.

## 25 mm MFC TOPS



BE  
Beech

UO  
Urban Oak

WH  
White

## FRAME FINISHES




SLV  
Silver

WHT  
White

BLK  
Black





Ashford straight desk

725h mm

Widths mm 800, 1200, 1400, 1600, 1800

Depths mm 600, 800

Frame Finishes Silver, White, Black



Ashford crescent desk

1200/600 x 725h mm

Widths mm 1600/800, 1800/800

Frame Finishes Silver, White

Options Left and right hand options



Ashford straight desk

725h mm

Widths mm 1200, 1400, 1600, 1800

Depths mm 800

Panel Finish Beech



Ashford crescent desk

1600/600w x 1200/800d x 725hmm

Panel Finish Beech

Options Left and right hand options



# Ashford Twin Leg desk

Ashford combines looks and practicality with outstanding durability at an affordable price.

Ashford Twin Metal legs are manufactured from 16gauge steel and powder coated in three colours. All desk tops and panel legs are constructed from E1 grade heat and scratch resistant 25 mm melamine panels.

## 25 mm MFC TOPS



BE Beech  
UO Urban Oak  
WH White

## FRAME FINISHES



SLV Silver  
WHT White  
BLK Black







Twin Legstraight desk

725h mm

Widths mm 800

Depths mm 600

Frame Finishes Silver



Twin Legstraight desk

725h mm

Widths mm 1200, 1400, 1600, 1800

Depths mm 800

Frame Finishes Silver, White, Black



# Ashford home


Ashford Home desks delivers a compact desk solution without compromising on style.

Ideal for smaller office spaces and designed to suit any interior, choose from two leg styles and contemporary finishes.





STANDARD TOPS



HO  
Harbour Oak

UO  
Urban Oak



Home office desk

1100wx 600d x 740h mm

Finishes White



Ashford home desk

1270wx 700d x 725h mm

Finishes Harbour Oak, Urban Oak



Ashford K home desk

1270wx 700d x 725h mm

Finishes Harbour Oak, Urban Oak



# C-Sense desking

C-Sense is a high quality, cost-effective bench desk range. Available as single desks or back-to-back benching.

Choose from a variety of top and frame colours to suit any environment. Whether designing or reorganising an office the C-Sense desk range offers great value and quality design.

## 25 mm MFC TOPS



WH  
White

## FRAME FINISHES



SLV  
Silver



WHT  
White





Complimentary C-Sense meeting tables available to order. Contact sales for more information.



Single starter desk

800d x 725h mm

Width mm	1200, 1400, 1600
Frame Finishes	White, Silver
Options	Scalloped or portal cable management



Single add-on desk

800d x 725h mm

Width mm	1200, 1400, 1600
Frame Finishes	White, Silver
Options	Scalloped or portal cable management



Back-to-back starter bench

1600d x 725h mm

Width mm	1200, 1400, 1600
Frame Finishes	White, Silver
Options	Scalloped or portal cable management



Back-to-back add-on bench

1600d x 725h mm

Width mm	1200, 1400, 1600
Frame Finishes	White, Silver
Options	Scalloped or portal cable management

# take productivity to the next level with Leapsit-stand.

An effortless height-adjustable desk system featuring single and back-to-back desks in a wide range of sizes, shapes and finishes.

Leap sit-stand desks are electrically adjusted to sitting or standing height, helping reduce the risks and problems associated with prolonged sitting.

The range includes single, corner, K-top, and back-to-back desks, all controlled by programmable touch-sensitive controls, featuring anti-collision software.

Leap is WEEE certified and meets EN527, EN527-1:2011 and EN527-2:2016 including motor durability test.

## Key Features

- 10-year guarantee
- Child lock
- Two powerful motors
- Scratch and heat resistant









# Leap single

Leapsingle offers a stand-alone sit-stand desk solution, available as frame-only or with a range of tops.

Leapsingle desk frame can be expanded to accommodate tops from 1200 to 1800mm in width, and is height-adjustable from 595 to 1245mm using Leap's intuitive and programmable touch-sensitive controls.





25 mm  
MFC TOPSBE  
BeechUO  
Urban OakHO  
Harbour OakWH  
WhiteGR  
Graphite

## FRAME FINISHES

SLV  
SilverWHT  
WhiteBLK  
Black

Leap single frame

Height-adjustable desk frame

Width mm Adjustable from 1200– 1800

Height mm 655 – 1255

Frame Finishes Silver, White, Black



Leap return extension frame

Height-adjustable return extension

Width mm Adjustable from 1200– 1800

Height mm 655 – 1255

Frame Finishes Silver, White, Black



Leap scallop desk

Height-adjustable desk

Width mm 1200, 1400, 1600, 1800

Depth mm 700, 800

Height mm 655 – 1255

Frame Finishes Silver, White, Black



Leap portal desk

Height-adjustable desk

Width mm 1200, 1400, 1600

Depth mm 700

Height mm 655 – 1255

Frame Finishes Silver, White, Black




# Leap double


Effortless adjustability and individual control in a Leap's bench, height-adjustable model.

Users can adjust and set their own desk height individually using the memory master control unit. Frames can be expanded to accommodate tops from 1200mm to 1800mm in width and electronically adjusted from 595 to 1245mm in height, all at the touch of a button.



25 mm  
MFC TOPSBE  
BeechUO  
Urban OakHO  
Harbour OakWH  
WhiteGR  
Graphite

## FRAME FINISHES

SLV  
SilverWHT  
WhiteBLK  
Black

Leapbench frame

Height-adjustable bench frame

Width mm Adjustable from 1200– 1800

Height mm 655 – 1255

Frame Finishes Silver, White, Black



Leapbench desk

Height-adjustable bench desk

Width mm 1200, 1400, 1600, 1800

Depth mm 800 x 2

Height mm 655 – 1255

Frame Finishes Silver, White, Black

Options Scallop or Portal cable management



# Leap radial & K

Flexibledesk solution used to utilise corner space in the office, or to create clusters of two or four workstations.

Leap Radial & K provide a spacious workspace and fit perfectly into corners. The curved top allows users to sit close to the desk while working, offering an ergonomic work position and good arm support.





## 25 mm MFC TOPS



WH  
White



BE  
Beech

## FRAME FINISHES



SLV  
Silver



WHT  
White



BLK  
Black



## Leapradial &amp; K frame

Height-adjustable desk frame

Width mm Adjustable from 1200– 1800

Height mm 655 – 1255

Frame Finishes Silver, White, Black



## Leapradial desk

Height-adjustable corner desk, left or right hand

Width mm 1600

Depth mm 1200

Height mm 655 – 1255

Frame Finishes Silver, White, Black

Options Portal cable management



## Leap K desk

Height-adjustable K-top desk

Width mm 1600

Depth mm 800

Height mm 655 – 1255

Frame Finishes Silver, White, Black

Options Portal cable management







# Leap smart accessories

## A Leap towards healthier working.

Users can pair the Leap Dongle with our smartphone app to control their desk height, set memory positions, create daily standing goals, track daily standing progress and set sedentary alerts to remind them to change position.



Bluetooth Dongle for Leap desks



Cable spine

Plastic extending cable umbilical

Height mm	1200
Finishes	Silver, White, Black
Options	Single or double



Magnetic cable protector

Magnetic cable strip

Finishes	Silver, White, Black
----------	----------------------



# Zoom desking

Work smarter with the Zoom sit-stand desk. Height-adjustable from 658 to 1185mm with the touch of a button.

Zoom is designed to give you the perfect ergonomic workspace with its ability to effortlessly transition from a sitting height to a standing height in seconds. Frames are available in white, silver or black and tops are available in a range of top finishes to suit your interior. Choose from scallop or cable port management.



25 mm  
MFC TOPSBE  
BeechUO  
Urban OakHO  
Harbour OakWH  
WhiteGR  
Graphite

## FRAME FINISHES

SLV  
SilverWHT  
WhiteBLK  
Black

## Zoom frame

Height-adjustable desk frame, 2 powerful motors

Width mm Adjustable from 1200– 1800

Height mm 685 – 1185

Frame Finishes Silver, White, Black



## Zoom scallop desk

Height-adjustable desk, 2 powerful motors

Width mm 1200, 1400, 1600, 1800

Depth mm 800 x 2

Height mm 685 – 1185

Frame Finishes Silver, White, Black



## Zoom portal desk

Height-adjustable desk, 2 powerful motors

Width mm 1200, 1400, 1600

Depth mm 700

Height mm 685 – 1185

Frame Finishes Silver, White, Black



# RoundE desking


RoundE is a compact, space-saving solution, ideal for small or home office environments. This range offers a sleek, minimalist look.

The RoundE sit-stand desk adjusts from a height of 650 to 1150mm using the easy to use handset. RoundE is a low consumption energy desk that is a practical and ergonomic solution for your home office. Available in a choice of sizes, frames and high-quality worktop finishes.



25 mm  
MFC TOPSBE  
BeechUO  
Urban OakHO  
Harbour OakWH  
WhiteGR  
Graphite

## FRAME FINISHES

SLV  
SilverWHT  
WhiteBLK  
Black

## RoundEframe

Height-adjustable desk frame, 2 powerful motors

Width mm Adjustable from 1200–1800

Height mm 650 – 1150

Frame Finishes Silver, White, Black



## RoundEscalop desk

Height-adjustable desk, 2 powerful motors

Width mm 1200, 1400, 1600, 1800

Depth mm 800 x 2

Height mm 650 – 1150

Frame Finishes Silver, White, Black



## RoundEportal desk

Height-adjustable desk, 2 powerful motors

Width mm 1200, 1400, 1600

Depth mm 700

Height mm 650 – 1150

Frame Finishes Silver, White, Black



# the most environmentally friendly sit-stand desks available.

Strong, beautiful and sustainable, Bamboo is the go-to material for eco-friendly manufacturing.

If you are conscious of how your material choices affect climate change then, naturally, bamboo tops are a great investment for your business and the planet.



Our bamboo desktop doesn't just make a sustainable statement, it's beautiful too with unique grain striations and stunning edge detailing.

Unlike our other sit-stand top options, Bamboo offers both the scallop and portal cable management options. The Bamboo desktop is both aesthetically pleasing and environmentally conscious, and comes with a 10-year guarantee too.





Bamboo tops are available to order on our Leap, Zoom and RoundE height-adjustable desk ranges.





# Accessories

We supply a huge range of accessories for cable management and PC peripherals.

Our popular accessories are available for express delivery. However, we have a much wider choice available to order so please enquire for more details.



Narrow Cable Basket

Desk-under cable management basket

Width mm 760, 1040, 1175

Finishes White, Silver, Black



Wide Cable Basket

Desk-under cable management basket

Width mm 1040, 1175

Finishes White, Silver, Black



Cable basket

Desk-under cable management basket

Width mm 800, 1000, 1200

Frame Finishes Black, White, Silver



Laptop Riser

Laptop riser for single and double monitor arms

Finishes Black



### CPU holder

Adjustable steel CPU holder with sliding tray

Width mm	70 – 230
Height mm	330 – 530
Frame Finishes	Black, White, Silver



### Port cover

Port cover

Size	256 x 100 mm
Finish	Matt Chrome



### Aluminium portal

Aluminium portal

Width mm	80 mm
Finish	Matt Chrome



### Interconnecting leads

Interconnecting lead-male to female 3-pole connector lead

Size	1 metre
------	---------



### Connector starter mains leads

Starter lead-13A plug to female 3-pole connector lead

Size	1, 2, 3 metre
------	---------------



### Powerpack under desk power

4 individually fused sockets orientated west / north / north / east

Finish	Black
--------	-------



### Powerpack desktop

Individually fused power & charging USB

Finish	White, Black
--------	--------------



### Powerpack desktop

Individually fused power, master switch

Finish	Black
--------	-------







# Monitor arms

A range of single or double monitor arms for effortless positioning of monitors.

Sets screens at eye-level at arm's length for optimum ergonomics.



Stealth single monitor arm

With height and three point angle adjustment

Finish      Black



Stealth dual monitor arm

With height and three point angle adjustment

Finish      Black



Emma single monitor arm

With height and three point angle adjustment

Finish      Black Matt, White



Emma dual monitor arm

With height and three point angle adjustment

Finish      Black, White



Leap single monitor arm

With height and three point angle adjustment

Finish      Black, Silver, White



Leap dual monitor arm

With height and three point angle adjustment

Finish      Black, Silver, White

# Desk converters

Instantly convert your desk into a standing desk and get the benefits of a sit-stand lifestyle.

The Leap electric desk converter is placed on top of your existing desk and can support single or double monitors. Adjust in height to create a standing surface with the touch of a button.

## Features

Lifting range: 85-525mm, suitable for people with a height range between 1500-2000mm

Max load capacity 50kgs

Max monitor size 25 inch

Electric lifting, easy operation

Firm base to ensure steady lifting

Two USB charge interfaces can supply fast and convenient charging for electric product.

Spring wire design to achieve clean appearance

Mobile phone slot to make work more convenient.



## Leap electric single converter

With two USB sockets. Lifting range: 85-525 mm

Finish	White
--------	-------









# STORAGE

---

# Moda pedestals

Moda desk-under pedestals offer a stylish round corner design feature.

These pedestals have three spacious drawer cabinets that are ideal for any office and perfect for organising files and locking away personal items.





### Moda Lpedestal

300w x 580d x 540h mm

Finishes	Silver, White, Black
Features	2 shallow, 1 filing drawer



### Moda Pluspedestal

390w x 580d x 540h mm

Finishes	Silver, White, Black
Features	2 shallow, 1 filing drawer

# Kito steel pedestals

Manufactured from the highest quality steel.

These pedestals are manufactured from the highest quality steel, using the latest robotic technology, our X-Series has been carefully engineered to meet modern requirements of space and ergonomics.







### Kito X-Series steel pedestal

390w x 520d x 600h mm

Finishes	Silver, White
Features	2 shallow, 1 filing drawer

### Kito X-Series steel pedestal

300w x 520d x 600h mm

Finishes	Silver, White
Features	2 shallow, 1 filing drawer

# Kito storage & pedestals

Kito offers a simple, affordable storage collection in a wide range of sizes and finishes.

This diverse range can be used on its own or to accompany our Switch, Komo or Ashford ranges, as well as complementing our Morph training and Kito meeting tables.



## MFC FINISHES

BE  
BeechUO  
Urban OakWH  
White

## Kito Pedestals

Finish options for fast-track items are specified for each product. Other finishes are available to order on longer lead times. Please get in touch for details.



Low mobile 2 drawer ped

402w x 500d x 546h mm

Finishes	BE, UO, WH
Features	1 shallow, 1 filing drawer



Low mobile 3 drawer ped

402w x 500d x 546h mm

Finishes	BE, UO, WH
Features	3 shallow drawers



Desk high pedestal 3 drawer

400w x 600d x 725h mm

Depth mm	600
Finishes	BE, UO, WH
Features	2 shallow, 1 filing drawer



Desk high pedestal 3 drawer

400w x 800d x 725h mm

Depth mm	800
Finishes	BE
Features	2 shallow, 1 filing drawer

# Kito storage & pedestals





## MFC FINISHES

BE  
BeechUO  
Urban OakWH  
White

## Kito storage

Finish options for fast-track items are specified for each product. Other finishes are available to order on longer lead times. Please get in touch for details.



### Open storage

800w x 420d mm

Heights	725 (desk high), 770, 1130, 1490, 1850, 2210
Finishes	BE, UO, WH
Features	with shelves



### Closed storage

800w x 420d mm

Heights	725 (desk high), 770, 1130, 1490, 1850, 2210
Finishes	BE, UO, WH
Features	with shelves and doors



### Part closed storage

800w x 420d mm

Height	1850, 2210
Finishes	BE, UO, WH
Features	with shelves and doors



### Filing cabinet

480w x 600d mm

Height	1320
Finishes	BE
Features	4 Drawers





# SCREENS

---

# Ciunas screens


Ciunas screens are made from PET material which is manufactured from recycled material.

Ciunas is a desk mounted screen made in Ireland and manufactured from Acoustic panels. Not only do Ciunas screens give privacy to the desk user but they also provide an excellent acoustic solution to reduce noise in any office space. This dramatically improves the health and wellbeing of employees ensuring more focus and increased productivity.





## FINISHES

GR  
GreyBL  
BlueCH  
Charcoal

## BRACKET COLOUR

SLV  
SilverWHT  
White

## BRACKET OPTIONS

Clamp Bracket for Single Desk- Pair

Clamp Bracket for Bench Desk- Pair

Movable Desktop Bracket- Pair

## Acoustic Pet Screens

400h mm

Width 790, 1190, 1390, 1590 mm

Finishes GR, BL, CH

Bracket Colour Silver, White





A dimly lit conference room with a round table and several office chairs, viewed through a large window. The room is empty, and the lighting is soft and blue-toned. The text "MEETING" is centered in the middle of the image.

MEETING

---

# Kito meeting

The Kito meeting table collection can be used on its own or to match any of our desking ranges.

Kito Meeting comes in a variety of shapes and sizes with a choice of metal base or classic panel base options.





## 25 mm MFC TOPS

WH  
BeechBE  
Beech

## BASE FINISHES

SLV  
SilverWHT  
White

## Round meeting tables

725h mm

Top diameters	1000, 1200
Top Finishes	BE, WH
Frame Finishes	Silver, White



## Oval meeting table

725h mm

Top diameter	1800
Top Finishes	BE
Frame Finishes	Silver, White



# Switch meeting

Switch Meeting is a modern meeting table with a curved design.

Switch curved tables are designed to allow for maximum usage with the legs recessed beneath the table tops. Centre extensions allow for a huge range of widths.







## 25 mm MFC TOPS



WH  
White

## FRAME FINISHES



WHT  
White



## Switch meeting table

800h mm. A- leg frame.

Top size 2000 x 1000 mm

Top Finishes WHT

Frame Finishes White

# Morph tables

Designed to combine versatility and space-saving functionality. Press to tilt / fold and lock, then press to release, ready to nest and store away when finished.

Rectangular, trapezoidal and semi-circular tops offer limitless configurations.





## 25 mm MFC TOPS

BE  
BeechWH  
White

## FRAME

SLV  
Silver Chrome

## Morph tilt-top table

750d x 725h mm.

Top widths	1500
Top Finishes	BE, WH
Frame Finish	Silver Chrome



## Morph fold-top table

750d x 725h mm.

Top widths	1500
Top Finishes	BE, WH
Frame Finish	Silver Chrome



## Morph connection bracket

Morph Tilt Quick Release Connection Bracket Pair



# Kontrax tables

A modern meeting table with a functional design that provides an excellent team meeting environment.

The 25mm thick top, attractive silvercoated box frame leg, makes the table suitable for boardrooms and conference rooms as well as other areas within your office environment





## 25 mm MFC TOPS

BE  
Beech

## FRAME FINISHES

SLV  
Silver

## Kontrax Table


800h mm.

Top size 1500 x 750 mm

Top Finishes BE

Frame Finishes Silver





A modern office interior with two ergonomic chairs, a desk with a computer, and a brick wall. The scene is dimly lit, with a single pendant lamp hanging over the desk. The floor is made of light-colored wood. The overall atmosphere is professional and minimalist.

# SEATING

---

# OV operator

OV is comfortable, affordable, highly versatile and suitable for a wide range of environments.

The contoured seat, back height and adjustable arms increase the comfort of sitting, especially for long periods of time.





Key Features:

Back height adjustable.

Seat height adjustable.

Synchromechanism.



## Operator chair

With synchro mechanism

Fabrics	Evert black
Arms	None, Fixed, Height-adjustable
Frame Finish	Black



# OA series

OA Task delivers a quality upholstered operator chair with deep profiled foams, lumbar support and maximum comfort.

The contoured seat, back height and adjustable arms increase the comfort of sitting especially for long periods of time.







#### Key Features:

Back height adjustable.

Seat height adjustable.

Synchromechanism.



#### OA series swivel chair

With synchro mechanism

Fabrics	Best black, Best blue, Vinyl Black
Arms	No arms, Fixed, Height-adjustable
Frame Finish	Black





# OA mesh

The OA Mesh features a supportive mesh backrest, perfect for keeping cool in warm conditions.

Deep contoured seat foams deliver maximum comfort.

## Key Features:

- 2 Lever mechanism.
- Gas lift weight limit 150kg.
- Height-adjustable arms.
- Supportive mesh back.
- Height-adjustable back.
- Profiled seat.
- Optional chrome base .



## OA mesh swivel chair

With synchro mechanism

Fabric Seat	Black, Blue, Grey
Arms	No arms, Fixed, Height-adjustable
Frame Finish	Black





# Lira task



Lira offers ergonomic comfort and sleek styling.

The high back with breathable mesh and integrated lumbar support maximises comfort and encourages good posture.

- Key Features:
- Exceptional comfort.
  - Adjustable armrests.
  - Seat slide option.
  - Adjustable lumbar support.
  - Ventilation with high back mesh.



Lira chair, black mesh back

With seat slide	
Upholstery	Black mesh back, black fabric seat
Arms	Height-adjustable arms
Frame Finish	Black



# OB series

A large heavy duty operator chair with deep contoured foams and multi-functional mechanism for comfort.

OB offers a fully customisable seating solution. Users can easily adjust the chair to fit their needs. The chair has 3 lever multi-functional mechanism with user weight tension control and supportive height-adjustable armrests.



OB chair Swivel Chair

## Key Features:

Seat height adjustment.

Back and seat tilt control.

Adjustable armrests.

Adjustable seat tilt tension which adjusts how much pressure is needed to lean back on the seat.

Without seat slide

Upholstery	Black fabric back and seat
Arms	No arms, Fixed, Height-adjustable
Frame Finish	Black







# OEoperator

If you are looking for a large, durable, multi-function operator chair, look no further than the OESeries.

Deep contoured high density recycled foams offer durability that's environmentally friendly.

## Key Features:

Multi-level foams for durability and comfort.

3 Lever mechanism - seat height, seat tilt, back tilt.

Chrome height-adjustable armrests with soft PU top.



OEchair

With 3 lever mechanism

Upholstery	Fabric seat and back
Arms	Height-adjustable chrome arms
Frame Finish	Black



# OZ series



A multi functional mesh task chair featuring aluminium base and adjustable arms.

OZ features a supportive mesh back, lumbar support and has a synchronised seat mechanism with integrated seat slide.

## Key Features:

Intuitive adjustment to help you perfect your posture.

Quality lumbar support with extra ventilation.

Durable seat slide for comfort and ergonomic benefit.

Chrome finish ensures high resistance steel structure.



## OZ series

With meshback and fabric seat

Fabric	Evertblack
Arms	Height-adjustable arms
Frame Finish	Black with chrome base



# OE24 operator

A generously proportioned, multi-functional operator chair with 24-hour test certification.

Deep contoured, high density recycled foams offer comfort and durability. OE24 is an ideal chair with a height-adjustable, ergonomic, supportive curved back.

- Key Features:
- Fabric seat with waterfall front for added comfort.
  - Height-adjustable armrests.
  - Curvilinear lumbar support for enhanced productivity.
  - 24 hour test certification.



OE24 chair

With 3 lever mechanism

Upholstery	Fabric seat and back
Arms	Height-adjustable arms
Frame Finish	Black





# Positura operator

Remarkably comfortable, supportive and reliable.

The Positura chair offers a wide backrest lumbar support so the chair supports you throughout the day. An integrated back tilt feature allows you to freely customise your sitting position while the deep pan cushioned waterfall seat means you remain comfortable no matter how long you are at your desk.

- Key Features:
- Large backrest and profiled seat for durability and comfort.
  - 2 Lever mechanism - seat height, seat tilt.
  - Adjustable Step PU Arms with sliding tops.



Positura

With sliding seat

Fabrics	Evert black, Evert Blue, Lotus black
Arms	Height-adjustable arms
Frame Finish	Black







# Andy operator

Made from high-quality mesh the Andy chair is designed to look good and support the user while they work.

The Andy chair offers lumbar support for added user comfort and is a perfect option for home offices or large working offices.

## Key Features:

Multi-level foams for durability and comfort.

3 Lever mechanism - seat height, seat tilt, back tilt.

Chrome height-adjustable armrests with soft PU top.



Andy chair, black frame

With meshback and fabric seat

Fabrics	Black mesh back with black fabric seat
Arms	Height-adjustable arms
Frame Finish	Black



Andy chair, white frame

With meshback and fabric seat

Fabrics	Grey mesh back with black fabric seat
Arms	Height-adjustable arms
Frame Finish	White



# NV task




With a range of frame and fabric colours to choose from, there's a NV chair for every space.

The NV chair is designed with comfort, style and quality. Available in black, grey and white frame with and without a headrest option. The modern ergonomic design of the NV chair makes it a great option for any office environment. The backrest ensures maximum flexibility and comfort while working at a desk.

## Key Features:

- Back height adjustable.
- Seat height adjustable.
- Synchromechanism.
- Optional headrest.
- Removable seat covers.





NV chair

With mesh backrest and fabric seat

Seat Fabric	Black, Red, Navy, Green, Grey, Light Blue
Arms	Height-adjustable arms
Frame Finish	Black, Grey, White



NV chair with headrest

With mesh backrest and fabric seat and headrest

Seat Fabric	Black, Red, Navy, Green, Grey, Light Blue
Arms	Height-adjustable arms
Frame Finish	Black, Grey, White





# NV Vinyl task

## Experience comfort and style with the NV Black Vinyl.

Let the breathable mesh back and plush vinyl seat be a new addition to your office. The sleek vinyl fabric is very easy to wipe down and will compliment any office environment.



- Key Features:
- Back height adjustable.
  - Seat height adjustable.
  - Synchro mechanism.
  - Optional headrest.
  - Auto Weight Balance.
  - Removable seat covers.
  - Seat Slide.

### NV Vinyl Task

Optional Headrest	
Fabrics	Black Vinyl
Arms	Height-adjustable arms
Frame Finish	Black, white, grey







# NV Mesh Task

NV MESH is an exceptional all-mesh office chair.

Experience comfort and style with the NV Mesh, a combination of contemporary design and a range of ergonomic features backed by a 5-year guarantee.

## Key Features:

Wintex Digital mesh back

Height adjustable lumbar support

4D adjustable armrest with PU pad

Wintex Digital mesh seat

Weight-activated synchronized mechanism with 4 locking positions, with seat slide, Wire control

KGSC Class 3 gaslift

Optional headrest.



NV Mesh chair

With mesh back and fabric seat

Seat Fabric	Black mesh fabric seat
Arms	Height-adjustable arms
Frame Finish	Black
Options	With or without headrest





# X.22 task



A visually stunning design which offers comfort and simplicity.

X.22's intelligent self-weight adjust mechanism adapts to suit each user automatically, making it an ideal chair for multi-shift, multi-user spaces.

- Key Features:
- Unique mesh back design.
  - Self-weight mechanism.
  - Seat slide.
  - Adjustable lumbar support.
  - Breathable moulded foam.



## X.22 self-weight chair

With black meshback and black fabric seat

Seat Fabric	Black fabric seat, black mesh back
Arms	Height-adjustable arms
Frame Finish	Black



# X.77 operator

The X.77 offers air chamber seat design technology for ultimate comfort in the workplace.

A perfect combination of Italian design and expertly engineered, the X.77 offers superior comfort with multiple functionality.

## Key Features:

- Intelligent self-weight mechanism.
- Adjustable armrests.
- Seat slide.
- Airchamber Seat Design Technology.
- Adjustable lumbar support.



X.77 chair

With meshback and fabric seat

Seat Fabric	Black fabric seat, black mesh back
Arms	Height-adjustable arms
Frame Finish	Black
Options	With or without headrest



# X.44 operator

A unique S-shape design to provide comfortable working while sitting.

Ergonomic design with an S-shaped backrest to curve around the spine and provide better support.

Includes lumbar support, adjustable headrest, adjustable armrest and seat height adjustment.

Key Features:

- Adjustable seat height.
- 3 stage tilt adjustment.
- Adjustable lumbar support.
- Mesh backrest design.
- Breathable moulded foam.
- 3D Armrest for personalised comfort.
- Adjustable headrest.



## X.44 self-weight chair

With black meshback and black fabric seat

Seat Fabric	Black fabric seat, black mesh back
Arms	Height-adjustable arms
Frame Finish	Black
Options	With or without headrest



# X.11task

X.11 horizontal mesh back operator chair is designed with comfort and ease in mind.

Synchro-tilt mechanism allows the backrest and seat to tilt in unison. X.11 also features adjustable arms, seat slider and gas lift for easy adjustment. The chair features a breathable mesh back with horizontal stripes for a modern and eye-catching look.



X.11 chair, black mesh back

## Key Features:

- Medium-high back chair
- Modern breathable mesh backrest
- Synchro mechanism
- Height adjustable armrests
- Black nylon 5 star base up to 120kg.

With seat slide

Upholstery	Black mesh back, black fabric seat
Arms	Height-adjustable arms
Frame Finish	Black







# Sestri operator

Sestri has a traditional oval shaped back design with high density seat and back foam for maximum user comfort.

With so many adjustable settings, the Sestri chair offers the ideal configuration for any office professional and will help decrease aches and pains associated with improper support.



- Key Features:
- High back operator chair
  - Deep cushioned fabric upholstery
  - Adjustable Armrests (optional)
  - 2 lever mechanism
  - Black nylon base with castors

## Sestri Chair

Without seat slide	
Upholstery	Black fabric back and seat
Arms	Height-adjustable arms
Frame Finish	Black





# Evolute operator

Evolute encourages a better posture with its built in adjustable lumbar support.

The chair features a deep cushioned seat and contoured backrest that ensures ultimate comfort while you work. Evolute is also equipped adjustable backrest, seat, armrests and lumbar support.



Evolute chair

#### Key Features:

- High back task chair
- Deep cushioned fabric upholstery
- Pump up lumbar support
- Seat slide
- Adjustable armrests
- 4 lever mechanism
- 350 chrome base with 50mm castors

With 4 lever mechanism

Upholstery	Fabric seat and back
Arms	Height-adjustable chrome arms
Frame Finish	Black





# LightUp operator



A perfect solution for those seeking ergonomic and economical chairs.

LightUp is a modern swivel chair with a great price-quality ratio. The mesh is extremely flexible, and the use of breathable, high-quality mesh provides an additional advantage: air circulation.

- Key Features:
- Synchro Mechanism
  - Lumbar support
  - Adjustable armrests
  - Tiltforce adjustment
  - Seat height adjustment
  - Seat depth adjustment

profim



LightUp chair

With black mesh back and black fabric seat - Model 250

Upholstery	All black fabric, Black mesh back and fabric seat
Arms	Height-adjustable arms
Frame Finish	Black



# Xenon operator

Created to meet the needs of demanding customers who attach particular importance to ergonomic solutions.

Xenon is an essential type of chair from Profim, which means that it is equipped with all the necessary mechanisms and adjustment options which you would expect, with the guarantee of full ergonomics at a reasonable price.

profim



Xenon Chair

## Key Features:

High Mesh Backrest Chair with Lumbar support  
101 Syncro Mech.  
Sliding Seat.  
P61 Adjustable Arms.

With black meshback and black fabric seat - EvoBlack

Upholstery	All black fabric, Black mesh back and fabric seat
Arms	Height-adjustable arms
Frame Finish	Black







# OQ series



The OQ series offers extreme comfort with its extra wide seat and armrests.

The backrest is slightly arched for back support during meetings. The chair is finished with a modern cantilever frame that will complement any interior.

- Key Features:
- Modern sled chrome base.
  - Fully stackable.
  - High or low back option.



OQ series

Mid backrest stacking chair, chrome frame	
Upholstery	Black vinyl , Mesh Back
Arms	Ribbon arms with PU top
Frame Finish	Chrome



OQ series

High backrest stacking chair, chrome frame	
Upholstery	Black vinyl
Arms	Ribbon arms with PU top
Frame Finish	Chrome



# OI series

OI is a multi-purpose chair that is high on versatility and low on price.

OI is available with either black or chromed frame. The collection is complemented by a range of beam seating.

## Key Features:

Fabric chair with chrome frame.  
Can be linked in a row.



## OI Stocked Accessories

O.I Series Connection Bracket - 90mm  
O.I Series Arm Single  
O.I Series Arm Kit Right or Left Arm  
Connector Table

## OI series

With cantilever frame

Upholstery	Best black fabric, Black Vinyl
Arms	None
Frame Finish	Chrome *Only Stocked in BB*, Black



# Sandy meeting



A fully upholstered stackable meeting chair ideally suited to any meeting or training area.

The chair offers a sleek modern chrome frame along with black lacquered supportive armrests. Sandy is equipped to help you sit comfortable for long hours of meetings and conferences.



Sandy stackable chair

- Key Features:
- Black wooden arms.
  - Stackable meeting chair.
  - Fully upholstered.
  - 5-year guarantee.

With chrome frame and black arm pads	
Upholstery	Lotus black vinyl
Arms	Ribbon arms with PU top
Frame Finish	Chrome



# OL6 series PU

The OLSeries comprises of a range of easy cleanable, highly durable industrial use chairs and stools.

For use in warehouses, productions lines and laboratories, the OLSeries is easily cleaned using a damp cloth.

## Key Features:

2 lever mechanism for independent seat and back angle adjustment.

Made from easy cleanable durable PU.

Optional Braking castors for hard floors



## OL6 Series

With black frame and PU finish

Fabrics	PU
Arms	None
Frame Finish	Black

## OL6 Stocked Accessories

Draftmans Operator ExtKit F/Ring Gas ExtCovers Glide.

Base Alpha Chrome 700mm (Same as On Series).





# Cube Series



Cube is a stackable conference room or meeting chair, featuring a modern frame and padded seat cushions that offer the perfect blend of comfort and lasting durability.

With its classic and simple yet stylish, practical design, Cube is suitable for meeting rooms, training rooms, waiting areas and is ideal for high traffic areas.

- Key Features:
- Stack 5 high, both with arms and without.
  - Modern all black frame and seat
  - White option also available.



Cube chair

Stackable meeting/conference chair	
Upholstery	All black fabric
Arms	Ribbon arms
Frame Finish	Black



# Y.88 meeting

## Simple and innovative design.

The Y.88 meeting chair offers responsive movement and real-time comfort suitable for a range of office environments. Y.88 offers an intuitive and adaptive seat slide which will help you maintain a good posture and help prevent any back or muscle pain.



### Key Features:

Unique seat and back design

Sliding syncro movement for ultimate user comfort

Moulded foam seat and back.

### Y.88 Meeting

With white seat shell

Upholstery	Black or Grey
------------	---------------

Arms	White or Black
------	----------------

Frame Finish	White or Black
--------------	----------------



# finishes.

Did you know you can view all combinations of sizes and finishes on our website?

Our configuration tool allows users to change product attributes such as colours, fabrics, size and more. Users can also create a PDF with product content.

## Alternative specifications.

We often can supply alternative sizes, colours and finishes that we can manufacture to order. These may take a little longer to get to you, but they'll always be worth the wait.

Contact our customer service team for more information.


## Stocked MFC finishes

25 mm MFC


White




Beech



Graphite



Urban Oak



Maple



Ply edge White/Graphite




20 mm MFC

Bamboo \*Sustainable\*



18mm MFC


White Marble



Black



Chicago Concrete




## Made to order MFC finishes

25 mm MFC


Harbour Oak




Antique Walnut



Grey



Arctic Oak



Due to printing limitations, we cannot guarantee an exact colour match to this brochure. We recommend you request a swatch prior to order.



for every desk  
we sell, we will  
plant a tree.

RESTORE  
NATIVE  
FOREST

PROMOTE  
ACCESS TO  
MEDICINAL  
AND OTHER  
FORESTRY  
PRODUCTS

INCREASE  
FOOD  
SECURITY

CREATE  
ACCESS TO  
CLEANWATER



# Sustainability

We partner with the Global Climate Institute, where we plant a tree in Tanzania for every desk sold.



## Why Tanzania?

The deforestation rate in Tanzania is amongst the highest in East Africa. For a country where the forests typically help fuel the national economy, this degradation has a dramatic impact on rural communities, causing major food insecurity.

Luckily, tree planting proves to be one of the most versatile and cost effective means to improve the quality of life for people living in impoverished areas, as the trees will provide decades of food, medicine, shade, firewood, carbon fixation, environmental enhancements, wildlife habitat and benefit the global climate.



# Certification

Our sit-stand  
desk frames are  
now Global Green  
Tag certified.



LEAP SINGLE



LEAP BENCH



ZOOM



ROUND-E

Global Green Tag is one of the world's most robust, trusted and widely recognised ecolabels. The globally trusted certification standards are recognised worldwide.

Global GreenTag independently assures that every product is fitness tested and certified under one of their two leading certification programs that use the world's best scientific methods. That's why they have earned the reputation and trust of thousands of buyers, hundreds of companies and numerous green building councils, certification bodies and governments around the world.



# Reuse and recycling of Waste Electrical and Electronic Equipment.

Edit Office is a registered Recolight member and WEEE certified for all sit-stand desks.

The WEEE Regulations purpose is to make sure Electronic and Electrical Equipment (EEE) is recycled; keeping this harmful waste stream from landfill. The regulations aim to improve the environmental performance of businesses that manufacture, supply, use, recycle and recover EEE. You may have obligations under the WEEE Regulations if you are a business which sells electrical or electronic equipment.

## Working with recycling and logistic operators.

Recolight use Approved Authorised Treatment Facilities to recycle waste. This ensures that the waste is treated responsibly, maximising the amount of recycling that can be achieved and its impact on the environment.

We have full duty of care traceability – we know exactly where the waste we collect has come from, and how and where it gets recycled.

Recolight Members recognise that WEEE compliance is about more than just ticking a box and are actively committed to protecting the environment.







OFFICE FURNITURE



SUPPORTING HOWEVER & **WHEREVER** YOU WORK

01 882 2022 | [CSSUPPORT@CODEXLTD.COM](mailto:CSSUPPORT@CODEXLTD.COM) | [WWW.CODEX.IE](http://WWW.CODEX.IE)