

Allermuir *Home*

Edition. 2



Design every day



## Design every day.

We believe that space planning should be the first step when styling any interior.

Our collection suggests products based on purpose, allowing you to effortlessly achieve layouts that suit your lifestyle.

Our Home Xpress program offers a selection of popular products on short lead times. The products offered are versatile for a range of applications. Please refer to the individual product pages to find further Xpress and specification information.

This collection features our latest and most loved pieces of furniture. From mid-century classics to contemporary sophistication. So whether you are looking for sweeping silhouettes or a design classic, you can rest assured this collection will leave you feeling inspired.


**Allermuir** *Home*




# We call them finishes, but it's where it all begins...

Our Allermuir Home finishes have been perfectly paired\*  
by our stylists to bring you a combination of contemporary  
colour palettes that are both modern and timeless.


## MFC FINISHES



Walnut



Oak




Maple

## ARC DESK 100% POLYESTER SCREEN FABRICS


## STEEL POWDER COAT FINISHES

+




Sand

OR



Black

+




Stone

OR




Black

+




Stone


OR




Black



Sands



Pebble



Ink

\*PLEASE SEE INDIVIDUAL PRODUCT PAGES  
FOR ALL SPECIFIC PRODUCT FINISHES

[finishes@allermuirhome.com](mailto:finishes@allermuirhome.com)





# Arc Desk

Arc’s soft edges and wrapped screen creates an elegant and statement design. A concept that combines both mid-century and modern design aesthetics.



**Desk**  
ARD1306

XPRESS AVAILABLE  
Top in Walnut or Oak with Black legs

Height. 730mm  
Width. 1300mm  
Depth. 600mm  
Work Surface. 1300 × 600mm  
Work Surface Height. 730mm  
Legs. Steel powder coat  
Top. MFC



**Desk with Screen + Shelf**  
ARDS1306

XPRESS AVAILABLE  
Top in Walnut or Oak, Black legs and screen in Ink fabric

Height. 1015mm  
Width. 1350mm  
Depth. 630mm  
Work Surface. 1300 × 600mm  
Work Surface Height. 730mm  
Legs. Steel powder coat  
Top + Shelf. MFC  
Privacy Screen. 100% Polyester



**Desk with Gantry, Screen + Shelf**  
ARDSG1306

Height. 1470mm  
Width. 1350mm  
Depth. 630mm  
Work Surface. 1300 × 600mm  
Work Surface Height. 730mm  
Legs. Steel powder coat  
Gantry. Steel powder coat  
Top + Shelf. MFC  
Privacy Screen. 100% Polyester

**1 ARC DESK / ARDSG1306**  
Shown with Black legs, Oak work surface and screen in Sands fabric.

**2 KIN CHAIR / AKN-705U3**  
Shown in Ash Grey fabric and Black base

EXPLORE THE COLOURS ON PAGE 04

Walnut MFC  
Black / Sand frame

Maple MFC  
Black / Stone frame

Oak MFC  
Black / Stone frame



# Crate Compact

Crate Compact is a free-standing desk and shelving unit, a perfect home edition for those looking to incorporate home working into an every day environment.



**Desk**  
CRT0905

Height. 730mm  
Width. 900mm  
Depth. 500mm  
Work Surface. 870 × 500mm  
Work Surface Height. 730mm  
Legs. Steel powder coat  
Top. MFC



**Desk with Upstand**  
CRTU0905

XPRESS AVAILABLE  
Top in Walnut or Oak with Black frame

Height. 900mm  
Width. 900mm  
Depth. 500mm  
Work Surface. 870 × 500mm  
Work Surface Height. 730mm  
Legs. Steel powder coat  
Top + Upstand. MFC



**Desk with Upstand + Shelving**  
CRTUT0905

Height. 1785mm  
Width. 900mm  
Depth. 500mm  
Work Surface. 870 × 500mm  
Work Surface Height. 730mm  
Legs. Steel powder coat  
Gantry. Steel powder coat  
Top, upstand + Shelves. MFC

1 CRATE COMPACT / CRTUT0905  
Shown in Oak with a Black frame.

2 FAMIGLIA CHAIR / AFA-501  
Shown in Dusk Pink fabric  
with Black frame.

EXPLORE THE COLOURS ON PAGE 04

Walnut MFC  
Black / Sand frame

Maple MFC  
Black / Stone frame

Oak MFC  
Black / Stone frame



# Crate Desk

Crate is a free-standing desk, perfect for making the most of smaller spaces in the home. This minimalistic design creates a stylish and sleek home office solution.



- 1 **CRATE DESK / CRTU1206**  
Shown in Oak with a Stone frame.
- 2 **CIRCO CHAIR / ACO-505**  
Shown in Black with Grey mesh and Pebble fabric.
- 3 **CO-PEDESTAL / CO4DP**  
Shown in Clay and Oak

① CRATE DESK  
Desk

② CIRCO  
Chair  
Page 39

Co-PEDESTAL ③  
Storage  
Page 28



## Desk CRT1206

XPRESS AVAILABLE  
Top in Walnut or Oak with Black legs

Height. 730mm  
Width. 1200mm  
Depth. 600mm

Work Surface. 1170 × 600mm  
Work Surface Height. 730mm  
Frame. Steel powder coat  
Top. MFC



## Desk + Upstand CRTU1206

XPRESS AVAILABLE  
Top in Walnut or Oak with Black legs

Height. 900mm  
Width. 1200mm  
Depth. 600mm

Work Surface. 1170 × 600mm  
Work Surface Height. 730mm  
Frame. Steel powder coat  
Top + Upstand. MFC



### Fluid Design

Customise our creations to suit your space, with multiple door and drawer options available — the choice is yours!

# Crate Desk

Crate is a free-standing desk with an integrated storage unit. A minimal and contemporary home office solution that can be easily applied within a variety of spaces.



Desk with Open Storage  
CRTUSS1206

XPRESS AVAILABLE  
Top in Walnut or Oak with Black legs

Height. 900mm  
Width. 1200mm  
Depth. 600mm  
Work Surface. 1170 × 600mm  
Work Surface Height. 730mm  
Frame. Steel powder coat  
Top, Upstand + Storage. MFC



Desk with Drawer + Door Storage  
CRTUDS1206

Height. 900mm  
Width. 1200mm  
Depth. 600mm  
Work Surface. 1170 × 600mm  
Work Surface Height. 730mm  
Frame. Steel powder coat  
Top, Upstand + Storage. MFC

### Make it yours

Customise your desk to suit the way you work, with multiple finish and storage options – we'll let you decide!

- 1 CRATE DESK / CRTUSS1206  
Shown in Oak with a Stone frame.
- 2 PLUTO MESH / APM-505  
Shown in Black with Black mesh and Slate fabric.



# Crate Desk

Crate is a free-standing desk with an integrated storage unit. A minimal and contemporary home office solution that can be easily applied within a variety of spaces.

① CRATE  
TALL STORAGE  
Desk

② KIN  
Sidechair  
Page 19

1 CRATE TALL STORAGE / CRTCTDS1206L  
Shown in Walnut with a Sand frame.

2 KIN CHAIR / AKN-505U3  
Shown in Sky Blue fabric  
with a Haze Blue base.



Desk with Storage \ Open ✕  
CRTCTSS1206L (LEFT HANDED)  
CRTCTSS1206R (RIGHT HANDED)

XPRESS AVAILABLE  
Top in Walnut or Oak with Black frame

Height. 1785mm    Work Surface. 1170 × 585mm  
Width. 1645mm    Work Surface Height. 730mm  
Depth. 900mm    Shelf Height. 1340mm  
Frame. Steel powder coat  
Top, Shelves + Storage. MFC  
Configurations. Left or right hand versions available, left hand shown



Desk with Storage \  
One Drawer + One Door  
CRTCTDS1206L (LEFT HANDED)  
CRTCTDS1206R (RIGHT HANDED)

Height. 1785mm    Work Surface. 1170 × 585mm  
Width. 1645mm    Work Surface Height. 730mm  
Depth. 900mm    Shelf Height. 1340mm  
Frame. Steel powder coat  
Top, Shelves + Storage. MFC  
Configurations. Left or right hand versions available, right hand shown



# Seating Finishes...

A combination of contemporary colour palettes that are both modern and timeless.


## 97% WOOL FABRICS



## FAMIGLIA LEG FINISHES



## KIN PLASTICS + BASE COLOURS



PLEASE NOTE THAT BASE AND SHELL COLOURS ON KIN CHAIRS WILL ALWAYS MATCH

\*PLEASE SEE INDIVIDUAL PRODUCT PAGES FOR ALL SPECIFIC PRODUCT FINISHES

finishes@allermuirhome.com

# Famiglia

Design by PearsonLloyd.

The Famiglia low back lounge chair range is extremely versatile for both those informal and formal occasions.



**Famiglia \ Mobile**  
AFA-501

**Leg Colour.** Black  
**Shell Construction.** Fully upholstered moulded foam  
**Frame.** Steel powder coat



**Famiglia \ Four Leg**  
AFA-502

**XPRESS AVAILABLE**  
Base in Black, upholstered in Ash grey or Charcoal Grey

**Leg Colour.** Black  
**Shell Construction.** Fully upholstered moulded foam  
**Frame.** Steel powder coat



**Famiglia \ Wood Leg**  
AFA-503

**Leg Colour.** Clear Lacquer or Stained Black  
**Shell Construction.** Fully upholstered moulded foam  
**Leg Connector.** Aluminium powder coat  
**Legs.** Solid Ash

EXPLORE THE COLOURS ON PAGE 16

Metal frame finishes—  
Black

Wood Leg finishes—  
Clear Lacquer / Black



# Kin

Design by PearsonLloyd.  
Kin's two standout characteristics are beauty and efficiency.  
No matter the model, you will encounter maximum comfort.



**Kin \ Sidechair**  
AKN-505

**XPRESS AVAILABLE**  
Shell and base in Black, White or Grey

**Movement.** Height adjustment  
**Shell.** Plastic  
**Base.** Cast Aluminium powder coat



**Kin \ Tub**  
AKN-705

**Movement.** Height adjustment  
**Shell.** Plastic  
**Base.** Cast Aluminium powder coat



**Kin \ Armchair**  
AKN-605

**XPRESS AVAILABLE**  
Shell and base in Black, White or Grey

**Movement.** Height adjustment  
**Shell.** Plastic  
**Base.** Cast Aluminium powder coat

# Kin with Upholstery

Design by PearsonLloyd.  
Kin is a family of elegantly strong mono-shell seating designed and 'family' was the ethos from the very beginning



**Kin \ Sidechair**  
AKN-505U3

**Movement.** Height adjustment  
**Shell.** Fully upholstered  
**Base.** Cast Aluminium powder coat



**Kin \ Tub**  
AKN-705U3

**Movement.** Height adjustment  
**Shell.** Fully upholstered  
**Base.** Cast Aluminium powder coat



# MFC Finishes

A collection for the home

## MFC FINISHES



Walnut



Oak



Maple



Clay / Oak Contrast


\*PLEASE SEE INDIVIDUAL PRODUCT PAGES  
FOR ALL SPECIFIC PRODUCT FINISHES

[finishes@allermuirhome.com](mailto:finishes@allermuirhome.com)


# Steel Powder Coat

Drift Desk  
Slide Desk


## MFC FINISHES



Walnut



Oak




Maple


+

+


+



Sand



Stone



Stone

OR

OR


OR



Black




Black



Black

## DRIFT DESK— STEEL POWDER COAT FINISHES



White

OR



Black

## SLIDE DESK— STEEL POWDER COAT FINISHES

\*PLEASE SEE INDIVIDUAL PRODUCT PAGES  
FOR ALL SPECIFIC PRODUCT FINISHES

[finishes@allermuirhome.com](mailto:finishes@allermuirhome.com)



# Drift Desk

Drift's classic cantilever design caters for an array of environments. This simple and practical solution is the perfect addition to any home office.



DRIFT Desk ①

② PLUTO Chair  
Page 40

Co-PEDESTAL Storage ③  
Page 28

1 DRIFT DESK / DRFT1206  
Shown in Oak with a Stone frame.

2 PLUTO / APO-505  
Shown in Black with Pebble fabric.

3 Co-PEDESTAL / CODP  
Shown in Clay and Oak.



Desk  
DRFT1006 \ 1000 × 600 worksurface

Height. 730mm  
Width. 1000mm  
Depth. 600mm  
Work Surface. 1000 × 600mm  
Work Surface Height. 730mm  
Frame. Steel powder coat  
Top. MFC

DRFT1206 \ 1200 × 600 worksurface

XPRESS AVAILABLE  
Top in Walnut or Oak with Black frame



Height. 730mm  
Width. 1200mm  
Depth. 600mm  
Work Surface. 1200 × 600mm  
Work Surface Height. 730mm  
Frame. Steel powder coat  
Top. MFC

DRFT1406 \ 1400 × 600 worksurface

Height. 730mm  
Width. 1400mm  
Depth. 600mm  
Work Surface. 1400 × 600mm  
Work Surface Height. 730mm  
Frame. Steel powder coat  
Top. MFC

## A Classic Cantilever

This simple and practical solution is the perfect addition to any home office. Drift is available in a contemporary colour palette, explore the colours on page 04.



DRFT1408 \ 1400 × 800 worksurface

Height. 730mm  
Width. 1400mm  
Depth. 800mm  
Work Surface. 1400 × 800mm  
Work Surface Height. 730mm  
Frame. Steel powder coat  
Top. MFC

DRFT1608 \ 1600 × 800 worksurface

Height. 730mm  
Width. 1600mm  
Depth. 800mm  
Work Surface. 1600 × 800mm  
Work Surface Height. 730mm  
Frame. Steel powder coat  
Top. MFC

EXPLORE THE COLOURS ON PAGE 20-21

Walnut MFC  
Black / Sand frame

Maple MFC  
Black / Stone frame

Oak MFC  
Black / Stone frame



# Panel Desk

Panel desk boasts clean lines and a smooth finish. This minimalistic solution is ideal for both traditional and contemporary living spaces.



**Desk**  
PNL1206

XPRESS AVAILABLE  
Top in Walnut, Oak or Clay

Height. 730mm  
Width. 1200mm  
Depth. 600mm

Work Surface. 1200 × 600mm  
Work Surface Height. 730mm  
Construction. MFC



**Desk with Storage**  
PNL4DS1206

Height. 730mm  
Width. 1200mm  
Depth. 600mm

Work Surface. 1200 × 600mm  
Work Surface Height. 730mm  
Drawer Width. 430mm  
Construction. MFC

### Clean Lines

The evolution of a classic design, Panel desk boasts clean lines and a smooth finish. This minimalistic solution is ideal for both traditional and contemporary living spaces. An understated aesthetic with four varying configurations and the option to add storage and shelving.

② Co-SIDEBORD  
Storage  
Page 30

① PANEL  
Desk

③ KIN  
Chair  
Page 18

1 PANEL DESK / PNL4DS1206  
Shown in Clay and Oak.

2 Co-SIDEBORD / CO2DRS  
Shown in Clay and Oak

3 KIN CHAIR / AKN-505  
Shown in Black.



# Panel Corner

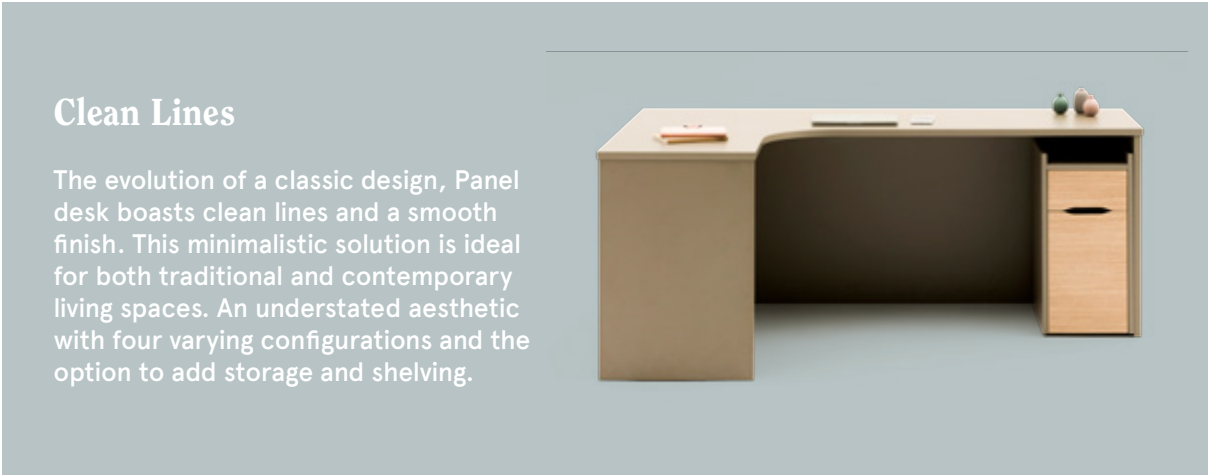
The evolution of a classic design.  
Panel corner desk boasts clean lines and a smooth finish,  
whilst also offering a much larger surface area.



## Radial Desk

PNLC1812L (LEFT HANDED)  
PNLC1812R (RIGHT HANDED)

**Height.** 730mm  
**Width.** 1800mm  
**Depth.** 1200mm  
**Work Surface.** 1800 × 1200 × 800 × 600mm  
**Work Surface Height.** 730mm  
**Construction.** MFC  
**Configurations.** Left or right hand versions available, left hand shown



## Clean Lines

The evolution of a classic design, Panel desk boasts clean lines and a smooth finish. This minimalistic solution is ideal for both traditional and contemporary living spaces. An understated aesthetic with four varying configurations and the option to add storage and shelving.



## Radial Desk with Storage

PNLC4DS1812L (LEFT HANDED)  
PNLC4DS1812R (RIGHT HANDED)

**Height.** 730mm  
**Width.** 1800mm  
**Depth.** 1200mm  
**Work Surface.** 1800 × 1200 × 800 × 600mm  
**Work Surface Height.** 730mm  
**Drawer width.** 430mm  
**Construction.** MFC  
**Configurations.** Left or right hand versions available, right hand shown



① PANEL CORNER Desk

② Co-SIDEBORD Storage  
Page 31

③ OUSBY Chair  
Page 37

- 1 PANEL DESK WITH DRAWERS / PNLC4DS1812L Shown in Clay and Oak.
- 2 Co-SIDEBORD / CO2DRS Shown in Clay and Oak with a Black frame.
- 3 OUSBY CHAIR / AOY-505HA Shown in Light Grey with Snow mesh and Blush fabric.



① Co-PEDESTAL Storage



1 Co-PEDESTAL  
Shown in Clay and Oak.

# Co-Pedestal

Our Co-Pedestal range sits seamlessly with many of our home desk designs. This collection of mobile units with concealed castors offers both open and closed storage options.



Drawer + Store  
CODP

XPRESS AVAILABLE  
Carcass in Walnut, Oak or Clay & Oak

Height. 635mm  
Width. 315mm  
Depth. 450mm

Construction. MFC with concealed castors




Drawer + Door  
CODDRP

XPRESS AVAILABLE  
Carcass in Walnut, Oak or Clay & Oak

Height. 635mm  
Width. 315mm  
Depth. 450mm

Construction. MFC with concealed castors



4 Drawer  
CO4DP

XPRESS AVAILABLE  
Carcass in Walnut, Oak or Clay & Oak

Height. 635mm  
Width. 315mm  
Depth. 450mm

Construction. MFC with concealed castors



# Co-Sideboard

A sleek and modern design with contrasting steel accent legs. This contemporary storage solution was designed to bring organisation and order to creative home workspaces.

## Drawer + Door

CODR4DS

XPRESS AVAILABLE

Carcass in Walnut, Oak or Clay & Oak with Black legs

Height. 730mm

Width. 800mm

Depth. 500mm

Construction. MFC

Frame. Steel powder coat

## Double Door

CO2DRS

XPRESS AVAILABLE

Carcass in Walnut, Oak or Clay & Oak with Black legs

Height. 730mm

Width. 800mm

Depth. 500mm

Construction. MFC

Frame. Steel powder coat

1 Co-SIDEBOARD  
Storage

1 Co-SIDEBOARD / CODR4DS  
Shown Oak with a Black frame.

EXPLORE THE COLOURS ON PAGE 20-21

MFC Finishes

Maple / Oak / Walnut / Clay & Oak





① SLIDE  
Desk  
Page 34

② OUSBY  
Chair  
Page 37

① Co-STORAGE  
Storage  
Page 31

① LYFT  
Stool  
Page 35

① Co-PEDESTAL  
Storage  
Page 29

1 SLIDE DESK / SDE1408  
Shown in Oak with a Black frame.

2 OUSBY CHAIR / AOY-505HA  
Shown in Black with Black mesh  
and Slate fabric.



# Slide Desk

Slide incorporates a simple yet practical height adjustable workstation that offers a solution to today's home office requirements.



## Electric Height Adjustable Desk ✕

SDE1208 \ 1200wide worksurface

XPRESS AVAILABLE  
Top in Walnut or Oak with black frame

**Height.** 650–1300mm  
**Width.** 1200mm  
**Depth.** 800mm

**Work Surface.** 1200 × 800mm  
**Frame.** Steel powder coat

## SDE1408 \ 1400wide worksurface

**Height.** 650–1300mm  
**Width.** 1400mm  
**Depth.** 800mm

**Work Surface.** 1400 × 800mm  
**Frame.** Steel powder coat

## SDE1608 \ 1600wide worksurface

**Height.** 650–1300mm  
**Width.** 1600mm  
**Depth.** 800mm

**Work Surface.** 1600 × 800mm  
**Frame.** Steel powder coat



**Adjustable for Sit or Stand**

Height adjustable desks make individual requirements possible, allowing the option to vary posture and stand whilst working.

# Accessories

A collection of universal accessories for the home office.



## Monitor Arm ✕

ATHM2DC

XPRESS AVAILABLE

**Model.** Humanscale M2.1 with desk clamp  
**Colour.** White with polished Aluminium



## Desktop Power ✕

ATHPOW

XPRESS AVAILABLE

**UK Socket.** ×2  
**USB.** ×2 Type A + C adaptive fast charger



## Lyft Stool ✕

ALT-501

XPRESS AVAILABLE

**Style.** Height adjustable stool  
**Frame.** Plastic  
**Seat.** PU pad

**Plastic Colours.**

Black Grey Light Grey



## Roam Stool ✕

ARM-501

**Style.** Mobile stool  
**Frame.** Steel powder coat  
**Seat.** 100% Polyester fabric


**Frame Colours.**

Black White




# Seating Mesh...

A combination of contemporary colour palettes that are both modern and timeless.




# Seating Fabric...

A combination of contemporary colour palettes that are both modern and timeless.



## Ousby

The organically shaped Ousby task seating chair is designed using flexible, durable and sustainable materials. It offers a dynamic synchronised mechanism and contoured mesh.



**Ousby**  
AOY-505

**Movement.** Adjustable tilt mechanism with height adjustment  
**Back.** Mesh with lumbar adjustment  
**Seat.** Seat slide adjustment

**Plastic Colour.**  
● Black ● Grey ● Light Grey



**Ousby + Arms**  
AOY-505HA

**XPRESS AVAILABLE**  
Shell Components+Base in Black  
Seat upholstered in Ink, Slate, Pebble or Blush with mesh in Black

**Movement.** Adjustable tilt mechanism with height adjustment  
**Back.** Mesh with lumbar adjustment  
**Arms.** Height + width adjustable  
**Seat.** Seat slide adjustment

**Plastic Colour.**  
● Black ● Grey ● Light Grey

# Freeflex

A flexible, easily adjustable, adapted to all environments task chair. Offering a dynamic weighted balance tilt action and supporting articulated flexi back for ease of user use and movement.



**Freeflex**  
AFX-505

- Movement.** Automatic tilt tension mechanism with height adjustment

**Back.** Fabric with internal flexible membrane + height adjustment

**Seat.** Seat slide adjustment
- Component Colour.**

● Grey

**Back Colour.**

● Black ● Light Grey



**Freeflex with Arms**  
AFX-505HA

**XPRESS AVAILABLE**  
Shell Components+Base in Grey with Back/Arms in Black  
Seat and back upholstered in Ink, Slate, Pebble or Blush

- Movement.** Automatic tilt tension mechanism with height adjustment

**Back.** Fabric with internal flexible membrane + height adjustment

**Arms.** Height + width adjustable

**Seat.** Seat slide adjustment
- Component Colour.**

● Grey

**Back Colour.**

● Black ● Light Grey

# Circo

At only 9Kg this is an extremely light, incredibly strong chair. The frame has been designed to create a complex, single-piece frame which cradles a mesh back that morphs to support user movement.



**Circo**  
ACO-505A

**XPRESS AVAILABLE**  
Components+Base in Black  
Seat upholstered in Ink, Slate, Pebble or Blush, with mesh in Black

- Movement.** Tilt + height adjustment

**Back.** Mesh

**Seat.** Fixed
- Plastic Colours.**

● Black ● Grey ● Light Grey

## Designed by Justus Kolberg

Circo's designer, Justus Kolberg, worked closely with toolmakers and injection moulders to exploit the latest technical possibilities of a complex single piece frame. The result is a chair that's tremendously strong but incredibly light.

Justus draws from his international experience, aiming to combine Scandinavian appeal, German engineering and Italian passion and sensibility.





# Pluto

The fully upholstered Pluto task chair is clean, linear, aesthetic and user friendly. Designed with the optimum blend of style and functionality.



**Pluto**  
APO-505

**Movement.** Adjustable tilt tension mechanism with height adjustment  
**Back.** Fabric with height adjustment  
**Seat.** Fixed

**Plastic Colour.**  
●  
Black



**Pluto + Arms**  
APO-505HA

**XPRESS AVAILABLE**  
Shell Components+Base in Black  
Seat and back upholstered in Ink, Slate, Pebble or Blush

**Movement.** Adjustable tilt tension mechanism with height adjustment  
**Back.** Fabric with height adjustment  
**Arms.** Height + width adjustable  
**Seat.** Fixed

**Plastic Colour.**  
●  
Black

# Pluto Mesh

The Pluto Mesh task chair designed with a breathable mesh back and fully synchronised mechanism allows easy user reconfiguration with uncompromised seat comfort.



**Pluto Mesh**  
APM-505

**Movement.** Automatic tilt tension mechanism with height adjustment  
**Back.** Mesh with lumbar adjustment  
**Seat.** Seat slide adjustment

**Plastic Colour.**  
●  
Black



**Pluto Mesh + Arms**  
APM-505HA

**XPRESS AVAILABLE**  
Shell Components+Base in Black  
Seat and back upholstered in Ink, Slate, Pebble or Blush

**Movement.** Automatic tilt tension mechanism with height adjustment  
**Back.** Mesh with lumbar adjustment  
**Arms.** Height adjustable  
**Seat.** Seat slide adjustment

**Plastic Colour.**  
●  
Black

**Allermuir**  
*Home*