

THE PERFECT APPEARANCE

HOW IMPRESSBIND CAN REVOLUTIONISE
THE WAY YOU BIND YOUR DOCUMENTS



impressBIND 280

impressBIND 140



THERE ARE PLENTY OF BINDING SYSTEMS

BUT WHICH IS THE FASTEST, EASIEST AND DELIVERS THE MOST IMPRESSIVE RESULTS?



THE MOST BEAUTIFUL THING A DOCUMENT CAN BECOME

What good is an idea if the presentation isn't just right? With impressBIND from Leitz, you can give your most important documents the frame they deserve.

ImpressBIND results are far more impressive than traditional binding solutions – it looks like a professionally bound document! But it doesn't stop there! In speed and simplicity, impressBIND also outshines all other binding systems. Your documents and presentations have never looked so good.

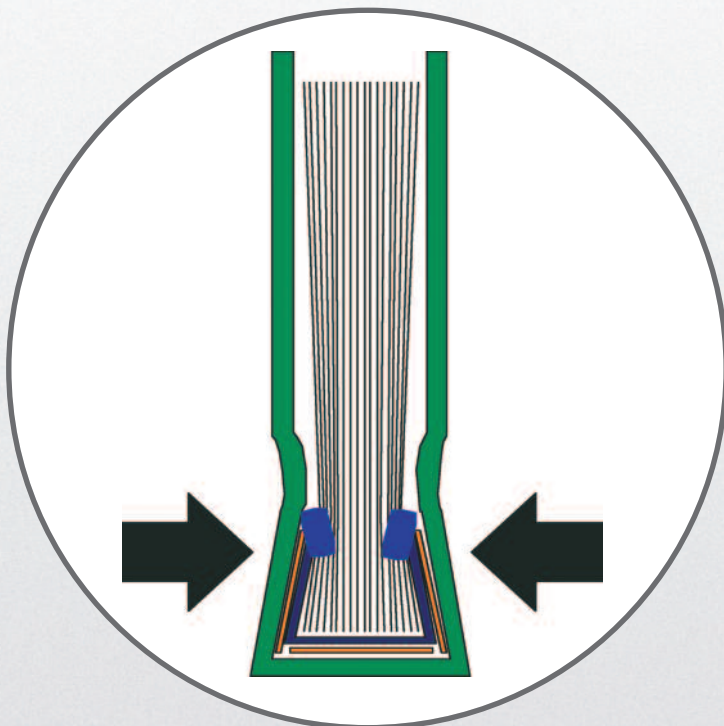




ONCE AGAIN, WE'VE IMPROVED BINDING TECHNOLOGY

With impressBIND, Leitz has found a solution that makes professional binding easier and more attractive than it's ever been. Impressive and professional results in seconds. In just a few steps, you can hold a perfectly bound document of up to 140 or 280 sheets in your hands. Just insert the paper, press it together and it's ready. The bound paper holds together securely – without perforating or gluing.

With impressBIND, all documents from 15-280 sheets can be bound. In addition, the machines do not require any pre-adjustment and can be stowed vertically or horizontally. Along with a whole array of sophisticated technical details, impressBIND machines are solidly constructed and back by a 3 year guarantee.



The covers have been improved, too.

Through the adjustment of the metal channel, the binding slot is stable and the insertion of the paper is now very easy.



impressBIND 280:
The strong one for up to 280 sheets.



impressBIND 140:
The compact one for up to 140 sheets.

A PERFECTLY BOUND DOCUMENT IN 15 SECONDS

With impressBIND anyone can achieve the perfect results in just a few steps. The extensive selection of covers and variety of materials enable you to be individual.

It's easy to use – no complicated processes to learn. With impressBIND you'll be an experienced binder in minutes.



Step 1

Insert the paper in the cover.
Select the cover of your choice and insert the document to be bound inside.



Step 2

Pull down the lever.

After you have inserted the cover with all documents in the binding slot, pull down the lever once or twice for the impressBIND 280 and four times for the impressBIND 140.




Step 3

Remove the document from the machine.

Your "classic" is ready. The bound document can be removed from the machine.

WELL CONCEIVED DOWN TO THE LAST DETAIL



At a glance.

The impressBIND 280 is equipped with an indicator. When its colour has switched from red to completely green, the binding is perfect. And you only need a maximum of two pushes.

Easy to store.

After binding, with the help of the locking device, you can stow the impressBIND machines vertically or horizontally and save space.



impressBIND 140



impressBIND 280

It couldn't be easier.

With the help of the integrated measuring scale, check the thickness of your document to determine which cover you need.



Measuring scale impressBIND 280



Measuring scale impressBIND 140


EVERYTHING THAT MAKES A SUCCESSFUL PRESENTATION. THE HARD COVERS IN LINEN LOOK

This hard cover variant is available in four colours. The front and back in linen look gives a book finish. They are available in blue and black and in 8 sizes (15 – 280 sheets), as well as in white and burgundy in 4 sizes (15 – 140 sheets).

STRONG AND IN MANY VARIATIONS.

The great variety of transparent hard covers in linen look.

	Description	Sheets	Colour	Pack Size	Product Code
	Hard cover, linen look (3,5 mm)	15 – 35	blue	10	7390-00-35
	Hard cover, linen look (7 mm)	36 – 70	blue	10	7391-00-35
	Hard cover, linen look (10,5 mm)	71 – 105	blue	10	7392-00-35
	Hard cover, linen look (14 mm)	106 – 140	blue	10	7393-00-35
	Hard cover, linen look (17,5 mm)	141 – 175	blue	10	7394-00-35
	Hard cover, linen look (21 mm)	176 – 210	blue	10	7395-00-35
	Hard cover, linen look (24,5 mm)	211 – 245	blue	10	7396-00-35
	Hard cover, linen look (28 mm)	246 – 280	blue	10	7397-00-35
	Hard cover, linen look (3,5 mm)	15 – 35	black	10	7390-00-95
	Hard cover, linen look (7 mm)	36 – 70	black	10	7391-00-95
	Hard cover, linen look (10,5 mm)	71 – 105	black	10	7392-00-95
	Hard cover, linen look (14 mm)	106 – 140	black	10	7393-00-95
	Hard cover, linen look (17,5 mm)	141 – 175	black	10	7394-00-95
	Hard cover, linen look (21 mm)	176 – 210	black	10	7395-00-95
	Hard cover, linen look (24,5 mm)	211 – 245	black	10	7396-00-95
	Hard cover, linen look (28 mm)	246 – 280	black	10	7397-00-95
	Hard cover, linen look (3,5 mm)	15 – 35	white	10	7390-00-01
	Hard cover, linen look (7 mm)	36 – 70	white	10	7391-00-01
	Hard cover, linen look (10,5 mm)	71 – 105	white	10	7392-00-01
	Hard cover, linen look (14 mm)	106 – 140	white	10	7393-00-01
	Hard cover, linen look (3,5 mm)	15 – 35	burgundy	10	7390-00-28
	Hard cover, linen look (7 mm)	36 – 70	burgundy	10	7391-00-28
	Hard cover, linen look (10,5 mm)	71 – 105	burgundy	10	7392-00-28
	Hard cover, linen look (14 mm)	106 – 140	burgundy	10	7393-00-28






It looks solid and feels solid, too:
The hard covers in linen look.

HARD FACTS SOFTLY PACKED. THE TRANSPARENT SOFT COVERS

The ideal “packaging” for important documents.
The clear front allows you to customise the front page. Available in four colours and four sizes, the transparent soft front and the linen look back hold from 15 to 140 sheets.

A FLEXIBLE COVER SOLUTION.

The great variety of transparent soft covers to choose from.

	Description	Sheets	Colour	Pack Size	Product Code
	Soft cover, transparent cover (3,5 mm)	15 – 35	blue	10	7398-00-35
	Soft cover, transparent cover (7 mm)	36 – 70	blue	10	7399-00-35
	Soft cover, transparent cover (10,5 mm)	71 – 105	blue	10	7414-00-35
	Soft cover, transparent cover (14 mm)	106 – 140	blue	10	7415-00-35
	Soft cover, transparent cover (3,5 mm)	15 – 35	black	10	7398-00-95
	Soft cover, transparent cover (7 mm)	36 – 70	black	10	7399-00-95
	Soft cover, transparent cover (10,5 mm)	71 – 105	black	10	7414-00-95
	Soft cover, transparent cover (14 mm)	106 – 140	black	10	7415-00-95
	Soft cover, transparent cover (3,5 mm)	15 – 35	white	10	7398-00-01
	Soft cover, transparent cover (7 mm)	36 – 70	white	10	7399-00-01
	Soft cover, transparent cover (10,5 mm)	71 – 105	white	10	7414-00-01
	Soft cover, transparent cover (14 mm)	106 – 140	white	10	7415-00-01
	Soft cover, transparent cover (3,5 mm)	15 – 35	burgundy	10	7398-00-28
	Soft cover, transparent cover (7 mm)	36 – 70	burgundy	10	7399-00-28
	Soft cover, transparent cover (10,5 mm)	71 – 105	burgundy	10	7414-00-28
	Soft cover, transparent cover (14 mm)	106 – 140	burgundy	10	7415-00-28



The transparent soft covers with the back in linen look are available in the colours blue, black, white and burgundy.

INNOVATIVE AND PRACTICAL. THE POLYFOAM AND PRESENTATION COVERS

WHEN YOU REALLY WANT TO DO IT IN STYLE. THE EXCLUSIVE DOCUMENT- BINDING COVERS IN VIVANTO DESIGN:



The great success of the Leitz Vivanto Design Line inspired us to develop a new, innovative impressBIND cover. The lightweight, durable Polyfoam covers in black (outside colour) and anthracite (inside colour) are not only characterised by their classical design, but by their resistance to water, dirt and fingerprints.



PERSONAL TOUCH INCLUDED. THE CUSTOMIZABLE PRESENTATION DOCUMENT-BINDING COVER.

If you like being stylish, modern and individual, you should consider the presentation binding covers made of high quality Polypropylene. With the practical A4 inserts, you can customise the front cover quickly and easily.

THE BESTSELLER LIST.

The Polyfoam covers in Vivanto Design and the presentation document-binding covers made of Polypropylene (PP).

Description	Sheets	Colour	Pack Size	Product Code
 Polyfoam cover, Vivanto Design (3,5 mm)	15 – 35	black	10	7416-00-95
Polyfoam cover, Vivanto Design (7 mm)	36 – 70	black	10	7417-00-95
Polyfoam cover, Vivanto Design (10,5 mm)	71 – 105	black	10	7418-00-95
Polyfoam cover, Vivanto Design (14 mm)	106 – 140	black	10	7419-00-95
 PP presentation cover (3,5 mm)	15 – 35	black	10	7424-00-95
PP presentation cover (7 mm)	36 – 70	black	10	7425-00-95
PP presentation cover (10,5 mm)	71 – 105	black	10	7426-00-95
PP presentation cover (14 mm)	106 – 140	black	10	7429-00-95



Individual design: The Polyfoam covers in Vivanto Design and the customizable presentation covers make a superb impression.

JUST AS EASY TO ORDER AS TO BIND



impressBIND 140 and 280

- Impressive binding results that usually only a professional bookbinder could achieve.
- In just a few steps, you can hold a perfectly bound document in your hands. Just insert the paper, press it together and it's ready!
- The bound paper holds together securely – without perforating or gluing.
- The impressBIND 140 can bind covers up to 14mm and the impressBIND 280 up to 28mm covers.
- No pre-adjustment necessary.
- Can be stowed vertically or horizontally.
- The integrated measuring scale always gives the right cover size.
- The green indicator light tells you when the document has been perfectly bound (only for impressBIND 280).


Product Code	Description	Colour
7388-00-00	impressBIND 280	blue/silver
7447-00-00	impressBIND 140	blue/silver

With impressBIND, you make the most of your documents and you're ready for the future, too. And speaking of the future: as you know from other Leitz innovations, every impressBIND machine is backed by a full three-year warranty. So what are you waiting for?

BINDING DOESN'T HAVE TO BE FOREVER. THE DEBINDING ACCESSORIES

Debinding with impressBIND is just as easy as binding when you order the debinding accessory. It's indispensable for anyone who wants to quickly add, replace or correct a page or two in their document.

Product Code	Description	Colour
7389-00-00	Debinder for impressBIND 280	silver
7448-00-00	Debinder for impressBIND 140	silver



Debinder for
impressBIND 280



Debinder for
impressBIND 140

Debinding is also very simple.

Opening a bound document is just as easy as binding it.

1. Open the bound document in the middle.
2. Insert the debinding accessory with the soft wedge first.
3. Fasten to the integrated bracket and release the binding simply by pressing the lever. Ready.

And of course, the covers can be used again – no problem.

Esselte UK Ltd
Waterside House , Cowley Business Park
Uxbridge, UB8 2HP
United Kingdom
Phone: 0870 90 90 609
Fax: 01895 878901/02

Internet: www.leitz.com