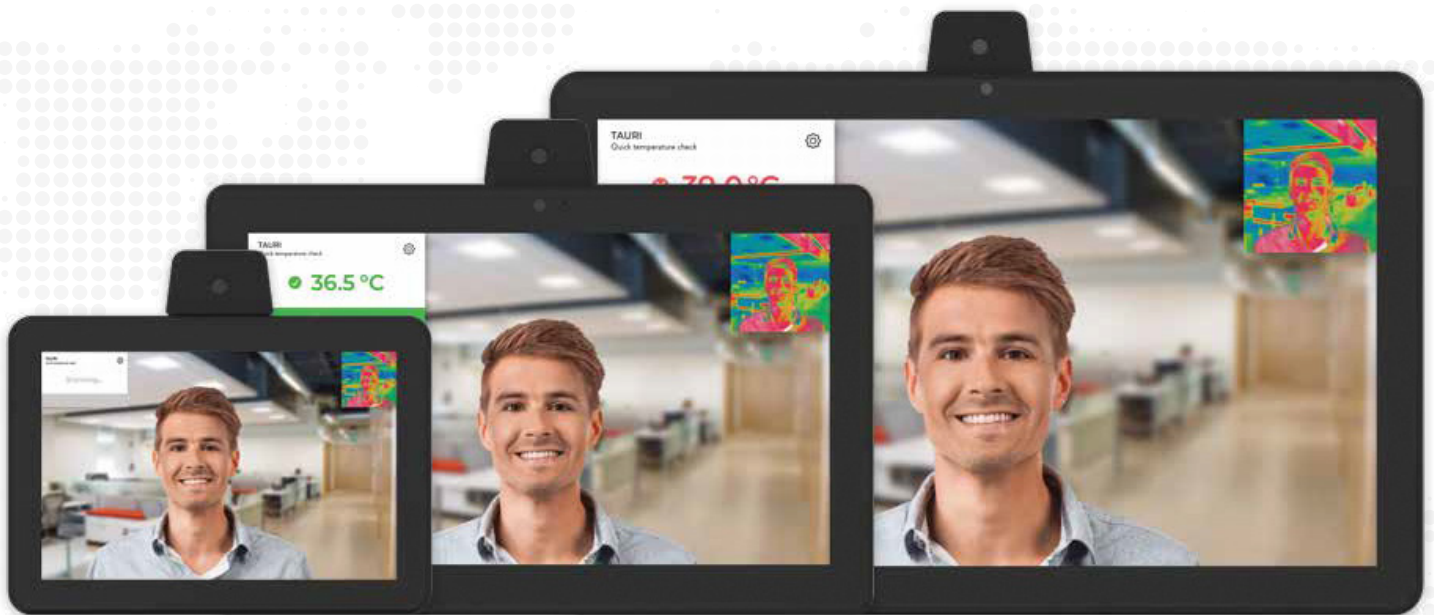


Temperature-Check Tablets **1SEC** SCAN FROM 3FT WITH +/- 0.5°F ACCURACY



TTS-10
10.1" panel

TTS-15
15.6" panel

TTS-21
21.5" panel


Add an extra layer of protection to your facility and help protect your most valuable assets - your human assets.



MEDICAL



EDUCATION



CORPORATE



RESTAURANT



AIRPORT



RETAIL

Increase safety with a quick temperature check

To ensure that individuals entering a location are not running a high temperature, Aurora introduces the new TAURI infrared temperature sensor/detector. It provides alerts when a person is running a high temperature within 1 second.

The system uses an advanced algorithm for detecting and calculating heat signatures. Based on technology developed in Germany, the highly accurate auto-calibrated sensor measures with a tolerance of +/- 0.3 degrees Celsius (+/- 0.5 degrees Fahrenheit). TAURI tablets also come with a 2-year warranty.



WMT-1 wall mount




DTM-1 desktop mount



DTM-2 desktop mount



APS-1 pole stand



Why a temperature sensor?

- Provides the first layer of screening protection
- More hygienic with non-touch infrared technology
- Multiple devices can be monitored by a single user

Options

- APS-1 adjustable pole stand with weighted base
- WMT-1 wall mount
- DTM-1/DTM-2 desktop stands
- Future firmware upgrades & options

- ◇ ReAX control engine for integration with 3rd party devices
- ◇ Photo & thermal result email alerts
- ◇ Facial detection
- ◇ Customized flagging
- ◇ Digital signage capabilities

The TAURI Temperature-Check Tablets are designed to detect temperature anomalies. It's important to understand there are many factors, including environmental and physiological that can impact a person's surface temperature reading. Skin surface temperature vs actual core body temperature may differ either way. The TAURI Tem-

perature-Check Tablets must be operated in accordance with the manufacturer's user guide. TAURI Temperature-Check Tablets are not intended nor designed to diagnose or detect medical conditions including, but not limited to, viruses or other illnesses. The TAURI temperature-check tablets should only be used to detect variations

in surface temperature. In the event that an elevated skin temperature is detected, the subject should be advised to check temperature with an approved medical thermometer and the finding confirmed. Absence of an elevated skin temperature does not preclude a fever.

TAURI Full Specifications

		TTS-10	TTS-15	TTS-21
Panel Information		10"	15.6"	21.5"
Screen Size	Resolution	1280 x 800		1920 X 1080
	Brightness	350 cd/m ²		250 cd/m ²
	Contrast ratio	800:1		1000:1
	Aspect Ratio	16:10		16:9
	Active Display Area	134.8 x 216.2mm	344.16 x 193.59 mm	476.06 x 267.786 mm
	Viewing angle	H:170° / V:170°		H:178° / V:178°
	Touch Tech.	5 point cap touch (6H semi-tempered glass)		10 point cap touch (reflective glass)
Hardware & OS	CPU	RK3288 Cortex A17, Ouad core 1.8GHz		
	RAM	2GB DDR3		
	ROM	8GB eMMC Flash		
	OS	Android 7.1		
Video/Image	Video format	H.265, VP8, RV, WMV, AVS, H.263, MPEG4, HTML5, Flash 10	H.265, VP8, RV, WMV, AVS, H.263, MPEG4, Up to 4K2K decoding, HTML5, Flash 10	
	Auxiliary Video	HDMI output for remote monitoring of results		
	Audio format	MP3/ WMA / AAC etc.		
	Image format	JPEG, BMP, PNG		
Audio	Speaker	1W x 2	2W x 2	2W x 2
Communication	Bluetooth	802.11 b/g/n 2.4GHz and 5GHz		
	WiFi	EDR 4.0		
	Ethernet	10/100 LAN		
General Information	Color	Black		
	I/O	HDMI output, RJ45 x 1, USB x 1; SD slot x 1; Micro-USB x 1; 3.5mm audio x 1; Recover x 1; expandable 2 USB	HDMI output, RJ45 x 1; USB x 4; SD slot x 1; Micro-USB x 1; 3.5mm audio x 1; Recover x 1; GPIO Support	HDMI output, RJ45 x 1; USB x 4; SD slot x 1; Micro-USB x 1; 3.5mm audio x 1; Recover x 1; Recover x 1; RS232 x 2; GPIO Support
	AV Capability	Front Facing Camera 2 MP fixed focus		
	Included in Box	Tablet, Power Adapter, Power cable		
	Sensors	G-sensor		
	Consumption	11W	15W	32W
	Power Input	12V 2A or PoE (802.3 at)	12V 5A	12V 5A
	Operating Environment	Operating: 32°F to 100°F (0°C to 40°C); Storage: -4° F to 122°F (-20°C to 50°C); Operating: 20%-80%; Storage: 10%-95%		
	Certification	CE, FCC, ROHS		
	Language	Multi language		
VESA	VESA 75	VESA 100	VESA 100	
Warranty	2 Years			
Infrared temperature Sensor	Power Input	30°C to 45°C		
	Size	+/-0.3°C@1 Hz (auto-calibrated)		
	Temperature check distance	3.3- 3.6V, 50mA, USB connect		
	Temperature check range	65.2mm x 38.5mm x 22mm		
	Temperature check error	0.3m-1m		
Dimension	Slze (WxHxD)	267 x 165 x 34 mm	383.8 x 223.2 x 30.1 mm	534.5 x 326 x 47.6326 mm
	Product Weight	700g	1.4Kg	3.8Kg
	Box Size	385 x 222 x 65 mm	444 x 348 x 112 mm	582 x 422 x 114 mm

TAURI Q&A

Q How accurate is the infrared sensor?

A +/- 0.3 degree Celsius.

Q What is the scan distance?

A 0.5 to 1 meter.

Q What is the temperature detection speed?

A 1 second.

Q How many people can it detect one time?

A 1 person can be scanned at a time.

Q Is there an option to store the data of people checked? If yes, how far back?

A Currently no. This will be a future option.

Q Is the unit able to detect people of different heights (e.g. children, adults 3' to 6.5')?

A There's a visible sensor and a camera that will show your face on the LCD screen. Within the effective scanning range, the sensor should pick up the face, though in extreme cases the tablet might need to be adjusted.

Q Are there any data/tests available regarding the accuracy of this unit?

A The accuracy is at 0.3 degree Celsius which is provided by our component manufacturer located in Germany. For the past few months this module has been implemented with projects for access control.

Q Can the sensor be fixed to a door, away from the tablet that collects data?

A The sensor must be connected to the tablet at this time.

Q How does the alert message work? Are there display and sound alerts?

A On the display screen, it will show the person's face and current temperature. If it senses a temperature higher than what has been set as normal, the tablet will show red and emit an alert sound.

Q Will the system detect objects and/or animals?

A The system is designed to only detect people.

Q Does the temperature sensor need to be calibrated?

A No, the sensor is initially calibrated at the factory and will auto-calibrate once deployed.



Windows

Linux

