




# Ideal **OFFICE FURNITURE**

Meeting

# ■ INTRODUCTION

**Meeting** is our executive boardroom table, meeting and storage range. With a comprehensive choice of boardroom and meeting tables on various under frame options, Reunion adds elegance to the decision making area of your business.

At **Ideal** we pride ourselves in manufacturing quality office furniture.





The tulip base is designed to maximise leg space by removing any obstructions around the perimeter beneath the table.



Finished in a classic chrome finish the tulip base gives a truly executive look for any boardroom layout





Classic Solo Legs are a unique two tone post leg design. Finished in black and chrome the Classic Solo Leg complements your meeting chair perfectly.





The panel end Reunion table is available in a single or two tone finish.



Incorporating a twin shaped modesty panel design, the panel end option is ideally suited to hide unsightly cables.





# TILT TOP TABLES




Tilt Top Tables are available in 800mm & 600mm depths in various shapes offering flexibility when creating configurations





## FOLDING LEG TABLES



Ideal for flexible meeting rooms, Folding Leg Tables can be easily reconfigured and stored away due to their compact folding leg design.





# STACKING LEG TABLES



Stacking Leg Tables are available in 800mm & 600mm depths in various shapes and can be dismantled and stored safely using our Stacking Leg Trolley.





STORAGE



To complement boardroom tables we have a range of unique storage units to suit your boardroom requirements. Including storage to display information and credenzas accommodating a compact fridge, there is a unit for all requirements.



# FINISHES

## BOARD FINISHES

All products are manufactured using 18 & 25mm thick Melamine Faced Chipboard (MFC) sourced from across the world for optimum quality. An impressive Selection of 17 board finishes and 21 backboard finishes are available.

Colours storage is available with a choice of 17 board finishes for fascias and doors.

All desking, storage & pedestal tops are finished with 2mm PVC heavy duty edging tape.



(AN)  
Anthracite



(N)  
Walnut



(DN)  
Dijon Walnut



(SC)  
Santiago Cherry



(CO)  
Calva Oak



(LO)  
Light Oak



(B)  
Beech



(SO)  
Stone Oak




(VO)  
Verade Oak




(CM)  
Canadian Maple




(JA)  
Japanese Ash



(BL)  
Black




(S)  
Silver




(G)  
Grey



(W)  
White



(M)  
Mocha



(ST)  
Slate

## LEG OPTIONS

All metalwork is epoxy powder coated with a choice of up to 5 finishes as standard.



Classic Solo



Tulip Base



Panel End

## TABLE SHAPES



Rectangular Boardroom Table

1000-1200 Deep

1800-3000 Width



Boat Shaped Boardroom Table

1100-1200 Deep

1800-3000 Width



Radius Corner Rectangular Boardroom Table

1100-1200 Deep

1800-3000 Width



Double 'D' End Boardroom Table

1100-1200 Deep

2000-3000 Width



Elliptical Boardroom Table

1100-1200 Deep

2000-3000 Width



Square Meeting Table

1200-1600 Deep

1200-1600 Width



Triangular Meeting Table

996-1328 Deep

1051- 1402 Width



Circular Meeting Table

1000-1800 Deep

1000-1800 Width



Hexagonal Meeting Table

1385 Deep

1569 Width

LED lighting, power and data modules as well as raised glass panels are available as optional extras.



## OPTIONAL EXTRAS





