

Invacyl

The new standard in unvented hot water generation.

INVACYL CYLINDERS




Fitted with industry renowned Caleffi safety components



Screwed connections with compression fittings supplied as standard



Smooth tube, high-efficiency coils as standard



Inlet Control Group

TZG-3.0-0.75L
TZG-3.0-0001L



T&P Valve

TZ9-4.0-0000.5
TZ9-4.0-000.75



Cylinder Stat

TZC-D-0000000Z



Tundish

TZU-0000



Zone Valve

TZM-I-0000



Expansion Vessel

TV-P-000012L TV-P-000019L
TV-P-000024L TV-P-000035L
TV-P-000050L



Immersion Coil

TI-I-L-14-3-1

Visit [Plumb2u](http://Plumb2u.com)


See product

Selection Guide

			Kg	Kg		L		nWh%	Mins	W	kWh/ ANNUUM	Kw	Kw
			Weight Empty	Weight Full	Load Profile	Water Volume	Reheat Time Indirect	Standing Loss	Annual Energy Usage	Sound Power Level	Primary Coil Rating	Primary Coil Resistance	Primary Coil Fluid Volume
60	TRBMVD-0060SFC	Direct Slimline	19	72	M	60		43	1592	15			
90	TRBMVD-0090LFC	Direct	21	111	M	90		52	1884				
	TRBMVI-0090LFC	Indirect	23	109		90	26	52			5.3	0.2	
	TRBMVD-0090SFC	Direct Slimline	22	106	M	90		48	1561	15			
	TRBMVI-0090SFC	Indirect Slimline	23	103		90	14	48			15.73	0.2	3.61
120	TRBMVD-0120LFB	Direct	26	146	M	120		60	1911	15			
	TRBMVI-0120LFB	Indirect	30	146		120	33	60			9.8	0.2	3.25
	TRBMVD-0120SFC	Direct Slimline	26	140	M	120		57	1643	15			
	TRBMVI-0120SFC	Indirect Slimline	30	139		120	19	57			15.63	0.2	3.61
150	TRBMVD-0150LFB	Direct	33	183	M	150		68	1845	15			
	TRBMVI-0150LFB	Indirect	38	184		150	36	68			10.24	0.2	3.25
	TRBMVD-0150SFC	Direct Slimline	33	177	M	150		67	1662	15			
	TRBMVI-0150SFC	Indirect Slimline	38	177		150	24	67			16.33	0.2	4.18
180	TRBMVD-0180LFB	Direct	38	218	L	180		76	3432	15			
	TRBMVI-0180LFB	Indirect	42	218		180	41	76			11.54	0.2	3.76
	TRBMVD-0180SFC	Direct Slimline	38	212	L	180		71	3071	15			
	TRBMVI-0180SFC	Indirect Slimline	42	211		180	29	71			15.9	0.2	4.18
210	TRBMVD-0210LFC	Direct	41	251	L	210		80	3680	15			
	TRBMVI-0210LFC	Indirect	45	250		210	45	80			12.67	0.2	3.76
	TRBMVD-0210SFC	Direct Slimline	41	243	L	210		75	3068	15			
	TRBMVI-0210SFC	Indirect Slimline	45	242		210	33	75			18.15	0.2	4.18
250	TRBMVD-0250LFC	Direct	46	296	XL	250		91	6015	15			
	TRBMVI-0250LFC	Indirect	51	296		250	47	91			14.97	0.2	4.26
300	TRBMVD-0300LFC	Direct	55	355	XL	300		93	6087	15			
	TRBMVI-0300LFC	Indirect	60	355		300	48	93			17.26	0.2	4.26

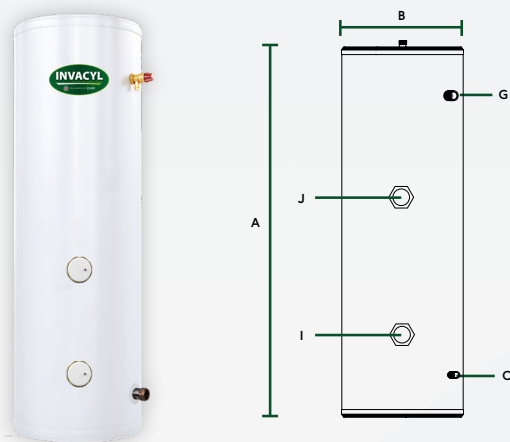
Visit [Plumb2u](https://www.plumb2u.com)

See product



Indirect

		A	B	C	D	E	F	G	I
		HEIGHT	DIAMETER	COLD WATER INLET	PRIMARY COIL FLOW	PRIMARY COIL RETURN	AQUASTAT POCKET BOTTOM	T&P RELIEF VALVE	IMMERSION HEATER BOTTOM
120	TRBMVI-0120LFB	900	545	195	440	200	360	710	345
150	TRBMVI-0150LFB	1100	545	195	520	200	395	890	380
180	TRBMVI-0180LFB	1280	545	195	560	200	395	1085	380
210	TRBMVI-0210LFC	1470	545	195	600	200	475	1265	410
250	TRBMVI-0250LFC	1720	545	195	600	200	475	1520	410
300	TRBMVI-0300LFC	1980	545	195	600	200	475	1980	410




Direct

		A	B	C	G	I	J
		HEIGHT	DIAMETER	COLD WATER INLET	T&P RELIEF VALVE	IMMERSION HEATER BOTTOM	IMMERSION HEATER TOP
90	TRBMVD-0090LFC	760	545	195	515	242	
120	TRBMVD-0120LFB	940	545	195	703	242	519
150	TRBMVD-0150LFB	1140	545	195	890	242	619
180	TRBMVD-0180LFB	1320	545	195	1078	242	719
210	TRBMVD-0210LFC	1510	545	195	1266	242	819
250	TRBMVD-0250LFC	1760	545	195	1516	242	959
300	TRBMVD-0300LFC	1980	545	195	1829	242	1109

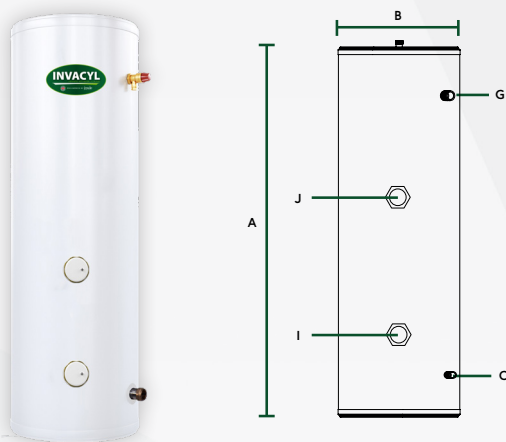
Visit [Plumb2u](https://www.plumb2u.com)

See product



Slim Indirect

		A	B	C	D	E	F	G	I
		HEIGHT	DIAMETER	COLD WATER INLET	PRIMARY COIL FLOW	PRIMARY COIL RETURN	AQUASTAT POCKET BOTTOM	T&P RELIEF VALVE	IMMERSION HEATER BOTTOM
90	TRBMVI-0090SFC	940	475	162	288	288	343	722	328
120	TRBMVI-0120SFC	1205	475	162	288	288	368	987	368
150	TRBMVI-0150SFC	1470	475	162	288	288	418	1262	418
180	TRBMVI-0180SFC	1750	475	162	288	288	418	1527	418
210	TRBMVI-0210SFC	1920	475	162	288	288	453	1739	453



Slim Direct

		A	B	C	G	I	J
		HEIGHT	DIAMETER	COLD WATER INLET	T&P RELIEF VALVE	IMMERSION HEATER BOTTOM	IMMERSION HEATER TOP
60	TRBMVD-0060SFC	640	475	162	437	212	
90	TRBMVD-0090SFC	940	475	162	722	212	
120	TRBMVD-0120SFC	1205	475	162	987	212	722
150	TRBMVD-0150SFC	1470	475	162	1262	212	905
180	TRBMVD-0180SFC	1750	475	162	1527	212	1082
210	TRBMVD-0210SFC	1920	475	162	1739	212	1245

Visit [Plumb2u](https://www.plumb2u.com)

See product