

OFFICE FURNITURE

ESSENTIALS



Office Interiors
By **BSG**

WHY THE BUSINESS SUPPLIES GROUP?



BEAUTIFUL INTERIORS THAT STIMULATE AND INSPIRE

Whether you're rationalising, refurbishing or relocating, let us help you create your perfect workspace. We've been working in interior design and fit-out for over 20 years and over that time we've created innovative and bespoke environments for businesses large and small, as well as the NHS, education and hospitality establishments.

We pride ourselves on delivering an exceptional customer experience and developing long-term relationships with our clients. From concept to completion and beyond, we will work with you to translate your immediate and future needs into an environment that delivers pleasure, pride and productivity.



SPACES PLANNED TO CREATE THE PERFECT WORKPLACE

We will work with you to understand what you need to achieve in the short and the long-term, so that we can build flexibility into the plan.

We will listen to you and your people to understand your culture and how you operate. Only when our thorough fact finding mission is complete can we engineer a space that delivers efficiency, productivity, longevity and return on investment. Our space planning service includes:

- 2D space plans and 3D renders
- Strategic workplace analysis
- Design proposals
- Architect collaboration
- Mood boards with colour schemes, fabrics and finishes



GUARANTEED SATISFACTION EVERY STEP OF THE WAY

Our aim is to design a bespoke space that blends practicality and efficiency with a wow factor. The process starts by listening to you and your ideas on how you would like the space to look and function.

We will share our knowledge of the latest technology and furniture solutions, fittings, fabrics and finishes, before we begin sketching and rendering designs. Together we will create an incredible space that inspires and stimulates employees and visitors alike.

Your dedicated logistics and installation manager will keep you informed at every stage, and our flexible service will ensure minimal disruption to your operations.

SUSTAINABLE INTERIORS

We take our responsibility towards the planet very seriously and have introduced many initiatives focused on reducing waste, improving energy efficiency, reducing our carbon footprint and improving recycling and waste management.



CARBON OUTPUT

We've been working closely with a company called Carbon Footprint to build our sustainability values.

They've recently completed an incredibly in-depth assessment of our business's carbon emissions and we've selected three community projects from across the globe, to invest in and offset our carbon emissions, which will make our operations carbon neutral.

We have also committed to:

- Investing in electric cars
- Reducing our use of single-use plastics by 30%
- Reducing our electricity and gas consumption by 50%
- Reducing our waste by 20%



VEHICLES

Our fleet consists of the most environmentally friendly Euro 6 diesel vehicles and our delivery routes are carefully configured to be the most efficient and effective.

Looking ahead, we are talking to vehicle providers to investigate new technologies for alternative fuelled vehicles.



PRODUCT PACKAGING

The delivery boxes that we use to distribute our products are designed to ensure that yours arrive undamaged.

95% of products are packaged in fully recyclable cardboard and we only resort to other materials when absolutely necessary.

We employ a strict 'no mess' policy when on site, which includes removing and recycling (where possible) all packaging and rubbish to ensure 100% satisfaction.



Carbon
Neutral
Organisation

 **tbsg.co.uk**

 **sales@tbsg.co.uk**



CONTENTS

BSG CANTILEVER	1
BSG PANEL END	3
BSG BENCH	5
BSG HEIGHT ADJUSTABLE	7
UNIVERSAL STORAGE	9
DESK SCREENS	10
BSG EVERYDAY	11
BSG MEETING	13
BSG FLIP-TOP	15
FINISHES & FABRICS	17



More sizes
available in this
range. Please
enquire.

BSG CANTILEVER



COMPACT RECTANGLE

COMPACT CANTILEVER WORKSTATION WITH
MODESTY PANEL AND CABLE PORTS

CODE	W	D	H
ASEU8	800	600	730
ASEU10	1000	600	730
ASEU12	1200	600	730

FOR DESK SCREENS, SEE PAGE 10.



RECTANGLE

CANTILEVER WORKSTATION WITH
MODESTY PANEL AND CABLE PORTS

CODE	W	D	H
AS12	1200	800	730
AS14	1400	800	730
AS16	1600	800	730

FOR DESK SCREENS, SEE PAGE 10.



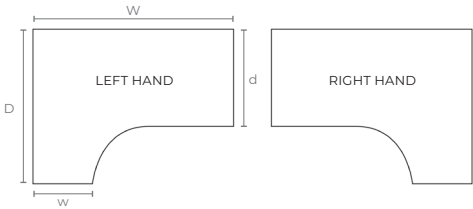
RADIAL

CANTILEVER WORKSTATION WITH
MODESTY PANEL AND CABLE PORTS

CODE	W/w	D/d	H
ASRS14	1400/600	1170/800	730
ASRS16	1600/600	1170/800	730
ASRS18	1800/600	1170/800	730

FOR DESK SCREENS, SEE PAGE 10.

PLEASE SPECIFY LEFT OR RIGHT HANDED.



Standard features

- High quality, cost effective solution
- 25mm top as standard
- Cantilever or panel end leg design
- Optional cable management

Top finishes

See page 17

Frame finish



STORAGE OPTIONS

TO SEE PEDESTALS AND OTHER
STORAGE OPTIONS, GO TO PAGE 9





BSG PANEL END

More products available in this range. Please enquire.



COMPACT RECTANGLE

PANEL END RECTANGLE WORKSTATION

CODE	W	D	H
ASPEU10	1000	600	730
ASPEU12	1200	600	730
ASPEU14	1400	600	730
ASPEU16	1600	600	730

FOR DESK SCREENS, SEE PAGE 10.



RECTANGLE

PANEL END RECTANGLE WORKSTATION

CODE	W	D	H
ASP12	1200	800	730
ASP14	1400	800	730
ASP16	1600	800	730

FOR DESK SCREENS, SEE PAGE 10.



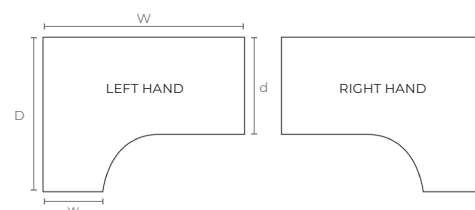
RADIAL

PANEL END RADIAL WORKSTATION (L/R)

CODE	W/w	D/d	H
ASPRS14	1400/600	1170/800	730
ASPRS16	1600/600	1170/800	730
ASPRS18	1800/600	1170/800	730

FOR DESK SCREENS, SEE PAGE 10.

PLEASE SPECIFY LEFT OR RIGHT HANDED.



Standard features

High quality, cost effective solution

25mm top as standard

Cantilever leg design

Optional cable management

Top finishes

See page 17

STORAGE OPTIONS

TO SEE PEDESTALS AND OTHER STORAGE OPTIONS, GO TO PAGE 9





BSG BENCH

More products available in this range. Please enquire.



SINGLE BENCH

800MM DEEP BENCH WORKSTATION WITH MODESTY PANEL

CODE	W	D	H
ASQD12	1200	800	725
ASQD14	1400	800	725
ASQD16	1600	800	725
ASQD18	1800	800	725

- FOR RUNS OF TWO OR MORE SINGLE BENCHES, PLEASE CONTACT US.
- FOR DESK SCREENS, SEE PAGE 10.



CABLE BASKET

SINGLE	DOUBLE	W
HBCM12	ASDBA12	1200
HBCM14	ASDBA14	1400
HBCM16	ASDBA16	1600
HBCM18	ASDBA18	1800

- USE DOUBLE CABLE BASKET WITH BACK-TO-BACK BENCH.



BACK-TO-BACK BENCH

BENCH DESKING ALL 1600MM DEEP AND 725MM TALL

	CODE	WIDTH (MM)	PERSON
1200MM WORKTOP SIZE	ASDCD12-2	1200	2
	ASDCD12-4	2400	4
	ASDCD12-6	3600	6
	ASDCD12-8	4800	8
1400MM WORKTOP SIZE	ASDCD14-2	1400	2
	ASDCD14-4	2800	4
	ASDCD14-6	4200	6
	ASDCD14-8	5600	8
1600MM WORKTOP SIZE	ASDCD16-2	1600	2
	ASDCD16-4	3200	4
	ASDCD16-6	4800	6
	ASDCD16-8	6400	8
1800MM WORKTOP SIZE	ASDCD18-2	1800	2
	ASDCD18-4	3600	4
	ASDCD18-6	5400	6
	ASDCD18-8	7200	8

- FOR DESK SCREENS, SEE PAGE 10.

Standard features

Single bench supplied with modesty panel as standard

Classic goal post leg design

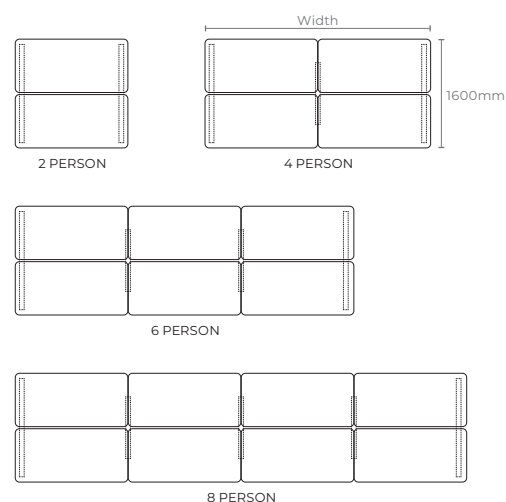
Choice of silver, black or white metalwork

Easily increase capacity by adding extension units

Top finishes

See page 17

Frame finishes





BSG HEIGHT ADJUSTABLE



SINGLE DESK

800MM DEEP HEIGHT
ADJUSTABLE WORKSTATION

CODE	W	D	H
FBPAE1208	1200	800	650-1300
FBPAE1408	1400	800	650-1300
FBPAE1608	1600	800	650-1300

CABLE TRAY	W
FBPACT12	1200
FBPACT14	1400
FBPACT16	1600

FOR SINGLE DESK SCREENS, SEE PAGE 10.



BACK-TO-BACK DESK

1600MM DEEP TWIN HEIGHT
ADJUSTABLE WORKSTATIONS

CODE	W	D	H
FBPAEB1216	1200	1600	620-1270
FBPAEB1416	1400	1600	620-1270
FBPAEB1616	1600	1600	620-1270

CABLE TRAY	W
FBPACT12	1200
FBPACT14	1400
FBPACT16	1600

USE TWO CABLE TRAYS ON BACK-TO-BACK BENCH.



FABRIC SCREEN

DESK SCREEN WITH FOR USE WITH
BACK-TO-BACK HEIGHT ADJ DESKS

CODE	W	D	H
FBPUSHA0612	1200	25	665
FBPUSHA0614	1400	25	665
FBPUSHA0616	1600	25	665

FBPU SCREENS SUPPLIED WITH TWO FIXING CLAMPS.

Standard features

- Height adjustable Steel frame
- Levelling adjustment
- Scalloped cable access
- 25mm MFC rectangular tops
- Electric Operation

Top finishes

See page 17

Frame finishes



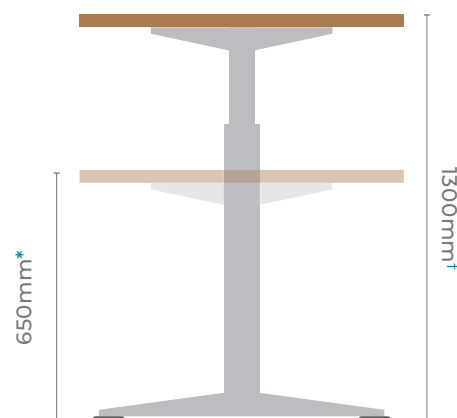
SILVER



WHITE



BLACK



* MIN HEIGHT OF BACK-TO-BACK BENCH IS 620MM

† MAX HEIGHT OF BACK-TO-BACK BENCH IS 1270MM

UNIVERSAL STORAGE

More products available in this range. Please enquire.



NARROW TALL MOBILE PEDESTAL

WITH TWO STANDARD DRAWERS AND ONE FILING DRAWER

CODE	W	D	H
NP	330	575	630



TALL MOBILE PEDESTAL

WITH TWO STANDARD DRAWERS AND ONE FILING DRAWER

CODE	W	D	H
CONMP	430	575	630



DESK HIGH PEDESTAL

WITH TWO STANDARD DRAWERS AND ONE FILING DRAWER

CODE	W	D	H
CONDH6	430	600	730
CONDH8	430	800	730



FILING CABINET

TWO OR FOUR DRAWER

CODE	W	D	H
2DFC	474	600	730
4DFC	474	600	1365



TAMBOUR CUPBOARD

CODE	W	D	H
ASST7	1000	535	730
ASST12	1000	535	1200
ASST16	1000	535	1600
ASST20	1000	535	2000
ASWSHF8	MFC SHELF		
ASSSHF8	METAL SHELF		
ASPORF8	SUSPENSION FILING FRAME		
ASLFR8	LATERAL FILING FRAME		

ASST16 & ASST20 SUPPLIED WITH ONE FIXED SHELF.




TWO DOOR CUPBOARD

CODE	W	D	H
ASDR7	1000	535	730
ASDR12	1000	535	1200
ASDR16	1000	535	1600
ASDR20	1000	535	2000
ASWSHF	MFC SHELF		
ASSSHF10	METAL SHELF		
ASPORF10	SUSPENSION FILING FRAME		
ASLFR10	LATERAL FILING FRAME		

ASDR16 & ASDR20 SUPPLIED WITH ONE FIXED SHELF.

More products available in this range. Please enquire.

DESK SCREENS



FABRIC SCREEN

RECTANGLE DESK SCREEN WITH PVC TRIM & RADIUSED CORNERS

CODE	W	D	H
FBFU08	800	25	380
FBFU10	1000	25	380
FBFU12	1200	25	380
FBFU14	1400	25	380
FBFU16	1600	25	380
FBFU18	1800	25	380
NI-FBDIV08†	910	25	380

- † DESK DIVIDING SCREEN.
- FBFU SCREENS SUPPLIED WITH TWO FIXING CLAMPS.

FABRIC SCREEN

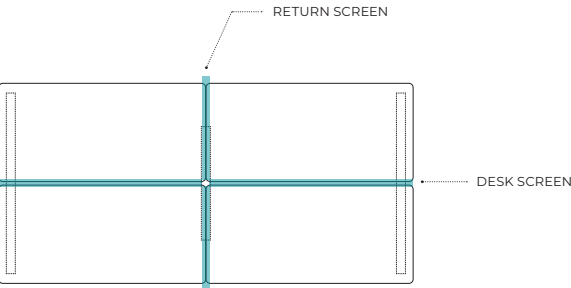
RECTANGLE DESK SCREEN WITH STANDARD TOP RAIL

CODE	W	D	H
FBUS0408	800	25	380
FBUS0410	1000	25	380
FBUS0412	1200	25	380
FBUS0414	1400	25	380
FBUS0416	1600	25	380
FBUS0418	1800	25	380
FBUSDD0408†	785	25	380

- † DESK DIVIDING SCREEN.
- FBUS SCREENS NOT SUPPLIED WITH FIXING CLAMPS. SEE BELOW FOR OPTIONS.

SINGLE-SIDED DESK BRACKET	DOUBLE-SIDED DESK BRACKET
FBFBKT1	FBFBKT2

- USE DOUBLE-SIDED DESK BRACKETS WITH ASPEN BACK-TO-BACK BENCH..



Universal Storage finish options

See page 17

Desk Screen fabric options

See page 17



BSG EVERYDAY

More products available in this range. Please enquire.



CIRCULAR TABLE

FOR MEETING, DINING OR
BREAKOUT AREAS

CODE	DIAMETER	H
CLR08RD	800	740
CLR12RD	1200	740
CLR15RD	1500	740



SQUARE TABLE

FOR MEETING, DINING OR
BREAKOUT AREAS

CODE	W	D	H
CLR08SQ	800	800	740
CLR12SQ	1200	1200	740
CLR16SQ	1600	1600	740



RECTANGULAR TABLE

FOR MEETING, DINING OR
BREAKOUT AREAS

CODE	W	D	H
CLR1408RC	1400	800	740
CLR1810RC	1800	1000	740

Standard features

MFC tops in a range of top shapes including round, square and rectangular

Solid ash legs

Top finishes

See page 17

Leg finish



NATURAL



OAK



WALNUT



BLACK



BSG MEETING



SINGLE TABLE

800MM DEEP BENCH MEETING TABLE

CODE	W	D	H
FB1208MT	1200	800	740
FB1408MT	1400	800	740
FB1608MT	1600	800	740
FB1808MT	1800	800	740



DOUBLE TABLE

1600MM DEEP BENCH MEETING TABLE

CODE	W	D	H
FB1216MT	1200	1650	740
FB1416MT	1400	1650	740
FB1616MT	1600	1650	740
FB1816MT	1800	1650	740



2-PART DOUBLE TABLE

2400MM DEEP BENCH MEETING TABLE

CODE	W	D	H
FB2416MT	2400	1650	740
FB2816MT	2800	1650	740
FB3216MT	3200	1650	740
FB3616MT	3600	1650	740

Standard features

High quality, cost effective solution

25mm top as standard

Classic goal post leg design

Choice of silver, black or white metalwork

Designed to match the Bench range of workstations

Top finishes

See page 17

Frame finishes



SILVER



WHITE



BLACK



BSG FLIP-TOP



SQUARE TABLE

FLIP-TOP MODULAR TABLE

CODE	W	D	H
TPMT750	750	750	730



RECTANGLE TABLE

FLIP-TOP MODULAR TABLE

CODE	W	D	H
TPMT15	1500	750	730
TPMT18	1800	750	730



SEMI-CIRCULAR TABLE

FLIP-TOP MODULAR TABLE

CODE	W	D	H
TPSMT15	1500	750	730



TRAPEZOIDAL TABLE

FLIP-TOP MODULAR TABLE

CODE	W	D	H
TPTMT15	1500	750	730

Standard features

25mm MFC tops in a range of top shapes

Quick release folding mechanism with auto engagement

Steel frame with low profile foot

Black 40mm castors with manual brake

Top finishes

See page 17

Frame finish




SILVER




FINISHES & FABRICS

TOP FINISHES


Aspen Cantilever & Aspen Panel End




WHITE




LIGHT GREY



STEAMED BEECH




STRATA OAK




URBAN MAPLE


Aspen Bench, Height Adjustable, Clara, Freeway Meeting, Universal Storage, Flip-Top




WHITE




LIGHT GREY




STEAMED BEECH




STRATA OAK



AUTUMN



WINTER OAK




URBAN MAPLE


FRAME/LEG FINISHES

See individual product


SCREEN FABRICS (CAMIRA CARA)




SPRAY




CARRON




FAIR ISLE




VIT




BLACK




EASDALE




WALTEN




LOSSIE




DOLPHIN




ADRIATIC




TUMMEL




PORTLAND




GLASS




PITLOCHRY




MAREE



LEAD



GALILEE



LERWICK

Other fabric colours available. Please enquire.



Carbon
Neutral
Organisation

We are immensely proud of our sustainability values. To help combat climate change and sustain our environment, we are offsetting our company's CO₂ emissions to reduce global warming and help deprived communities in the developing world.

OUR LOCATIONS...

BERKSHIRE

☎ 0333 456 1508

✉ berkshire@tbsg.co.uk

BRISTOL

☎ 0333 456 1501

✉ bristol@tbsg.co.uk

DEVON PLYMOUTH

☎ 0333 456 1510

✉ devoncornwall@tbsg.co.uk

DEVON WILLAND

☎ 0333 456 1511

✉ devoncornwall@tbsg.co.uk

DORSET

☎ 0333 456 1506

✉ dorset@tbsg.co.uk

ESSEX

☎ 0333 456 1512

✉ essex@tbsg.co.uk

HAMPSHIRE

☎ 0333 456 1502

✉ hampshire@tbsg.co.uk

SOMERSET

☎ 0333 456 1505

✉ somerset@tbsg.co.uk

SUSSEX

☎ 0333 456 1504

✉ sussex@tbsg.co.uk

WEST MIDLANDS

☎ 0333 456 1509

✉ midlands@tbsg.co.uk

WILTSHIRE

☎ 0333 456 1503

✉ wiltshire@tbsg.co.uk

WORCESTERSHIRE

☎ 0333 456 1507

✉ worcestershire@tbsg.co.uk



tbsg.co.uk